

Explanatory Notes

All cases admitted to hospital between 01 November 2025 and 31 January 2026 have been included. Only cases where the necessary data are available have been included in the denominator for each individual analysis.

The results for process measures for which fewer than 10 cases have available data will not be reported. Instead value will be marked as 'Insufficient data'.

For this report runcharts are compared to national quartiles.

For better insight to how these standards have been structured, please refer to the **NELA standards document**.

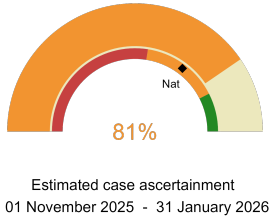


NHS Surrey Heartlands Integrated Care Board

2025-26 Reporting Period 10: 01 November 2025 - 31 January 2026

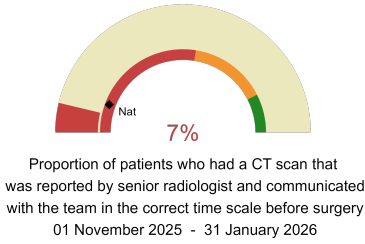
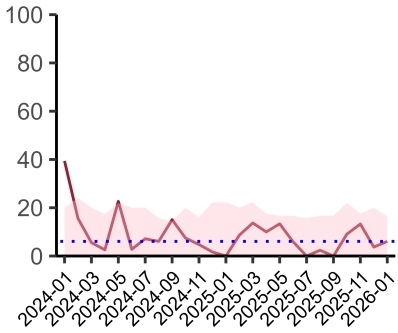
These plots represent patients having an emergency laparotomy during Year 2025-26 Reporting Period 10 of NELA data collection.

NELA process and outcome measures



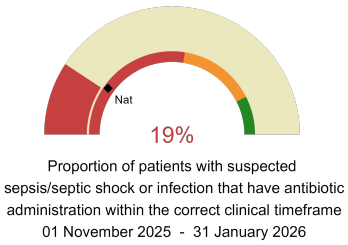
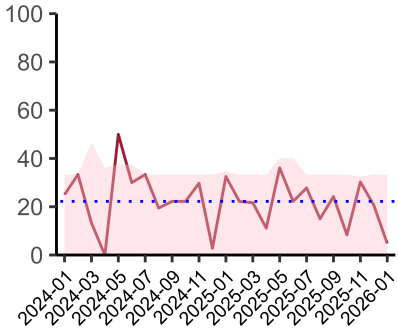
**Estimated Case Ascertainment
(Based on HES Data)**

Expected number of cases 157
Total cases entered 137
Cases locked 133
Cases unlocked 4



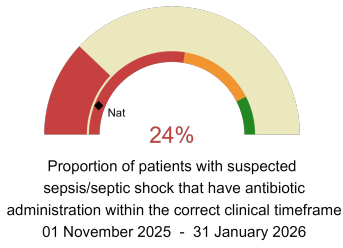
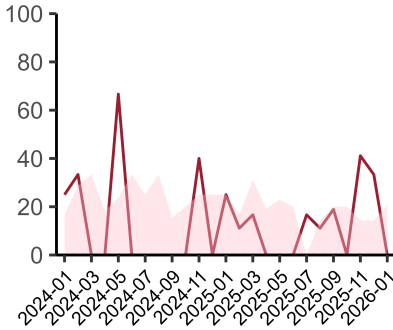
CT reported by a senior radiologist (ST3+) and communicated with the team in the correct time scale before surgery.

National mean 11%
Number of patients included 105
Data completeness 100%



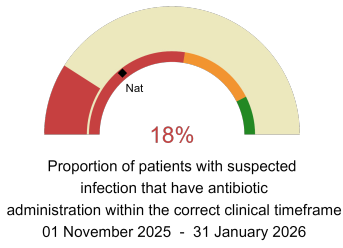
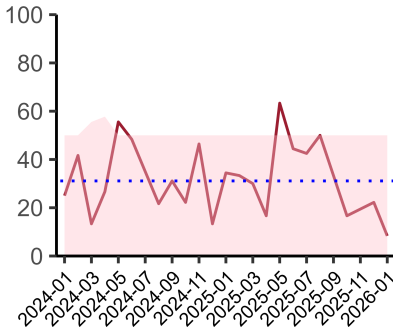
Combined Infection management standard - antibiotic administration within the correct clinical timeframe

National mean 20%
Number of patients included 56
Data completeness 97%



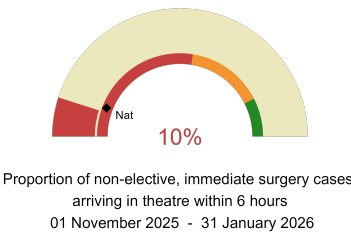
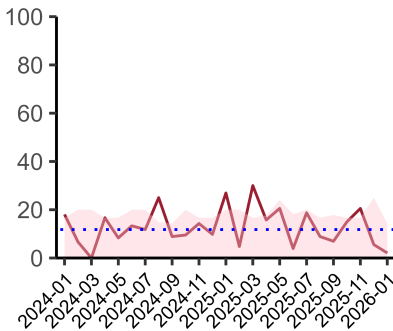
Sepsis/septic shock - antibiotic administration within the correct clinical timeframe

National mean 12%
Number of patients included 33
Data completeness 96%



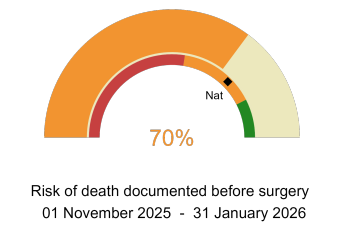
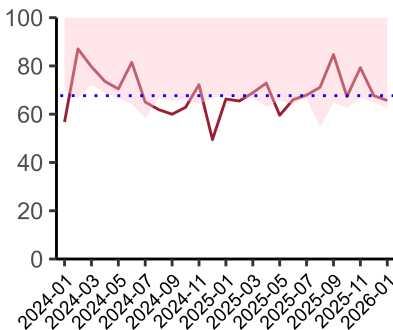
Infection - antibiotic administration within the correct clinical timeframe

National mean 28%
Number of patients included 23
Data completeness 44%



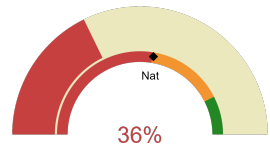
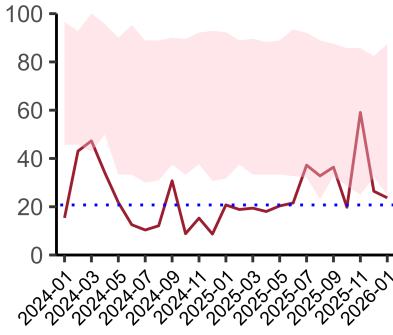
Timeliness - proportion of patients arriving in theatre according to correct clinical timeframe.

National mean 12%
Number of patients included 72
Data completeness 100%



Risk documented before surgery

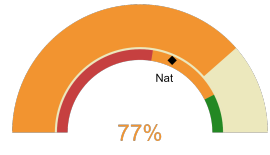
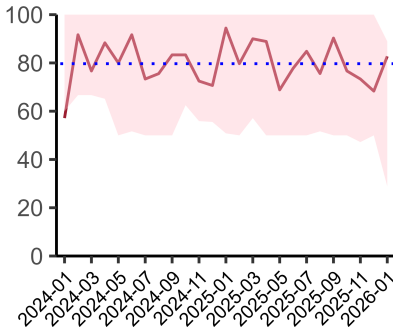
National mean 75%
Number of patients included 137
Data completeness 100%



Risk of death documented after surgery
01 November 2025 - 31 January 2026

Risk documented after surgery

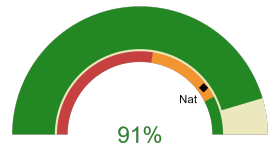
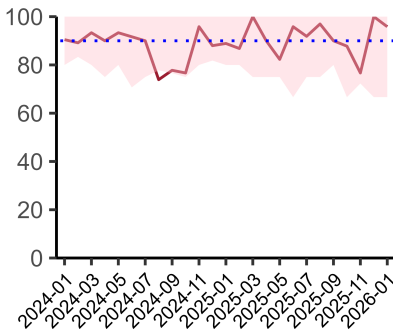
National mean 55%
Number of patients included 137
Data completeness 100%



Admitted to critical care following surgery when the risk of death ≥ 5% (Excludes patients who died in theatre or with a decision to palliate)
01 November 2025 - 31 January 2026

Admitted to Critical Care (risk of death ≥ 5%)

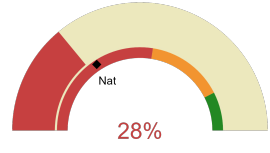
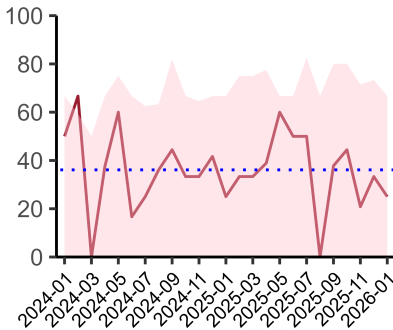
National mean 63%
Number of patients included 77
Data completeness 100%



Consultant surgeon and anaesthetist present in theatre when risk of death ≥ 5%
01 November 2025 - 31 January 2026

Consultant Anaesthetist & Consultant Surgeon in theatre (risk of death ≥ 5%)

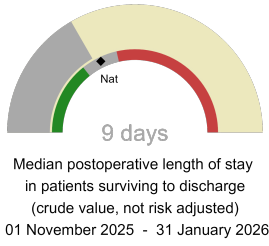
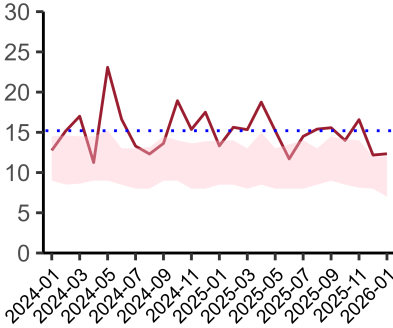
National mean 80%
Number of patients included 76
Data completeness 66%



Perioperative assessment by a care of the older person specialist
01 November 2025 - 31 January 2026

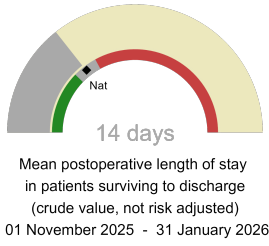
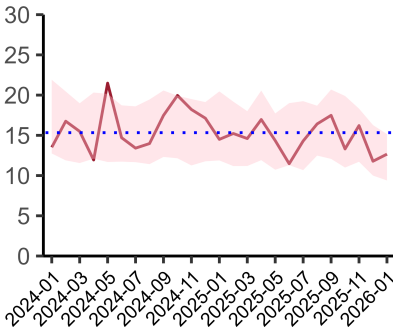
Perioperative Assessment by a member of the geriatrician-led multidisciplinary team for patient aged 65 or over and frail (CFS ≥ 5) or 80+

National mean 31%
Number of patients included 40
Data completeness 99%



Median postoperative Length of Stay

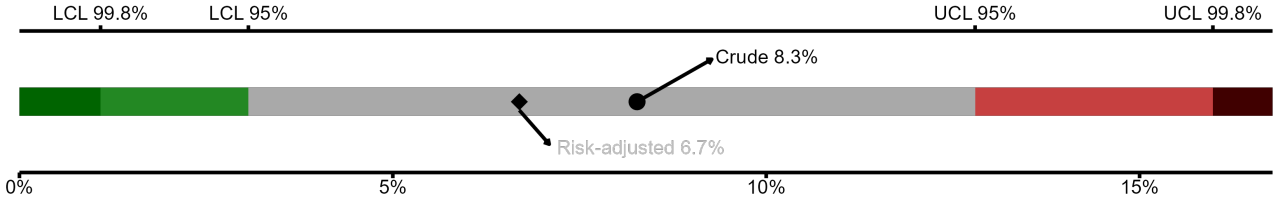
National median 10 days
Number of patients included 122
Data completeness 100%



Mean postoperative Length of Stay

National mean 14 days
Number of patients included 122
Data completeness 100%

Risk-Adjusted Mortality



Number of patients included 133 | 30-day risk-adjusted mortality rate 6.7% | National 30-day mortality rate 7.6%

Integrated Care Board

NHS Surrey Heartlands Integrated Care Board ICB comprises St Peter’s Hospital, East Surrey Hospital, Royal Surrey County Hospital.