

Explanatory Notes

All cases admitted to hospital between 01 September 2025 and 30 November 2025 have been included. Only cases where the necessary data are available have been included in the denominator for each individual analysis.

The results for process measures for which fewer than 10 cases have available data will not be reported. Instead value will be marked as 'Insufficient data'.

For this report runcharts are compared to national quartiles.

For better insight to how these standards have been structured, please refer to the **NELA standards document**.

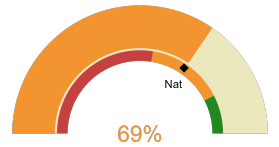


NHS Black Country Integrated Care Board

2025-26 Reporting Period 8: 01 September 2025 - 30 November 2025

These plots represent patients having an emergency laparotomy during Year 2025-26 Reporting Period 8 of NELA data collection.

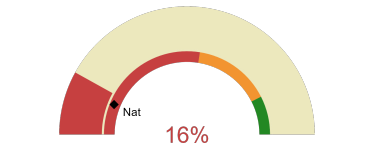
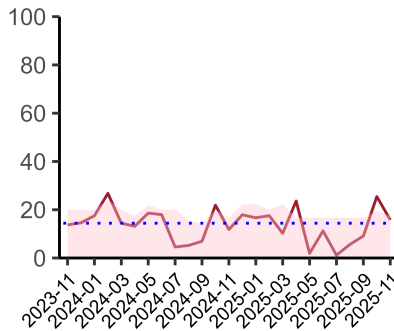
NELA process and outcome measures



Estimated case ascertainment
01 September 2025 - 30 November 2025

**Estimated Case Ascertainment
(Based on HES Data)**

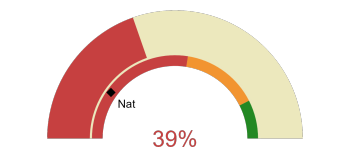
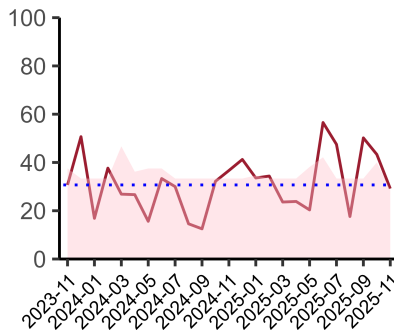
Expected number of cases 179
Total cases entered 167
Cases locked 103
Cases unlocked 64



Proportion of patients who had a CT scan that was reported by senior radiologist and communicated with the team in the correct time scale before surgery
01 September 2025 - 30 November 2025

CT reported by a senior radiologist (ST3+) and communicated with the team in the correct time scale before surgery.

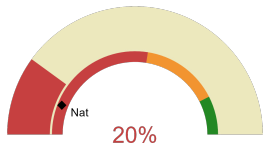
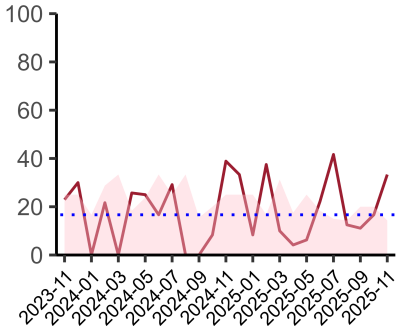
National mean 12%
Number of patients included 108
Data completeness 100%



Proportion of patients with suspected sepsis/septic shock or infection that have antibiotic administration within the correct clinical timeframe
01 September 2025 - 30 November 2025

Combined Infection management standard - antibiotic administration within the correct clinical timeframe

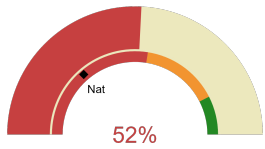
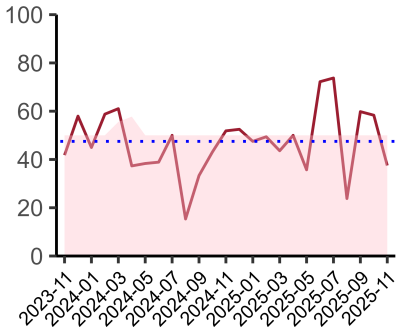
National mean 20%
Number of patients included 65
Data completeness 98%



Proportion of patients with suspected sepsis/septic shock that have antibiotic administration within the correct clinical timeframe
01 September 2025 - 30 November 2025

Sepsis/septic shock - antibiotic administration within the correct clinical timeframe

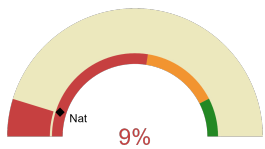
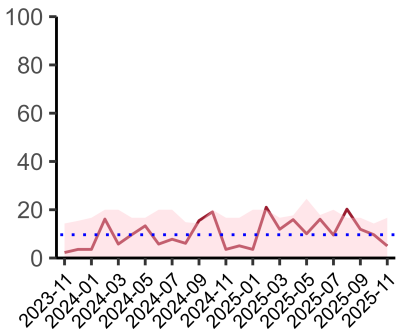
National mean 12%
Number of patients included 27
Data completeness 95%



Proportion of patients with suspected infection that have antibiotic administration within the correct clinical timeframe
01 September 2025 - 30 November 2025

Infection - antibiotic administration within the correct clinical timeframe

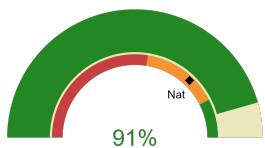
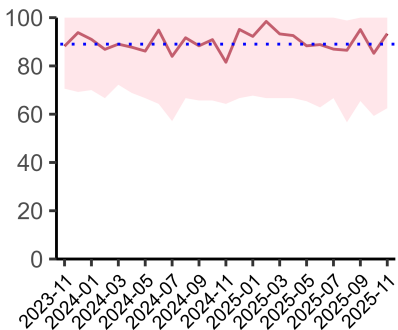
National mean 27%
Number of patients included 38
Data completeness 57%



Proportion of non-elective, immediate surgery cases, arriving in theatre within 6 hours
01 September 2025 - 30 November 2025

Timeliness - proportion of patients arriving in theatre according to correct clinical timeframe.

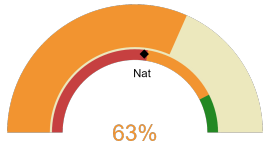
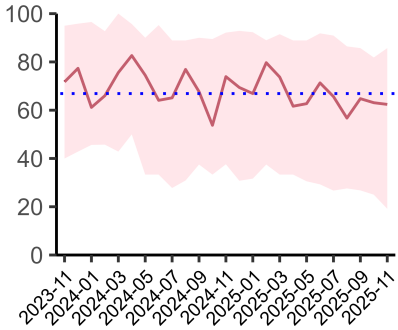
National mean 10%
Number of patients included 80
Data completeness 100%



Risk of death documented before surgery
01 September 2025 - 30 November 2025

Risk documented before surgery

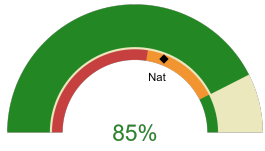
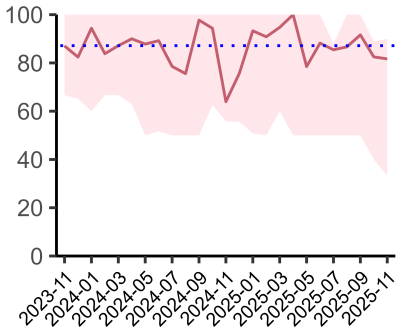
National mean 74%
Number of patients included 167
Data completeness 100%



Risk of death documented after surgery
01 September 2025 - 30 November 2025

Risk documented after surgery

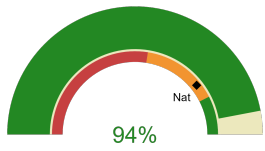
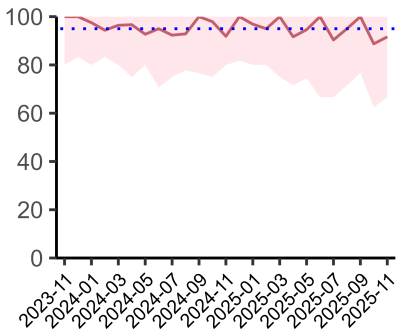
National mean 54%
Number of patients included 167
Data completeness 100%



Admitted to critical care following surgery when the risk of death \geq 5% (Excludes patients who died in theatre or with a decision to palliate)
01 September 2025 - 30 November 2025

Admitted to Critical Care (risk of death \geq 5%)

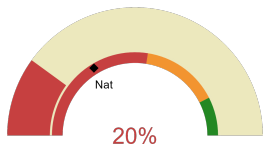
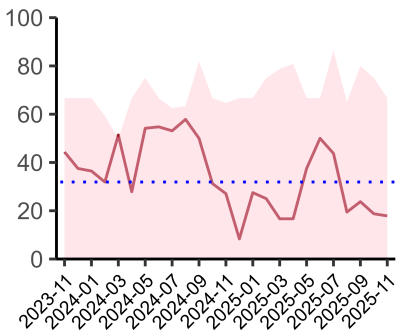
National mean 62%
Number of patients included 105
Data completeness 100%



Consultant surgeon and anaesthetist present in theatre when risk of death \geq 5%
01 September 2025 - 30 November 2025

Consultant Anaesthetist & Consultant Surgeon in theatre (risk of death \geq 5%)

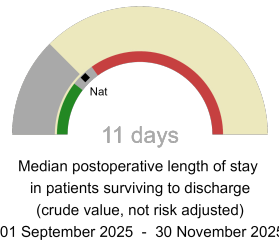
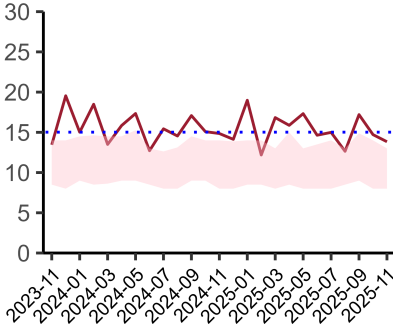
National mean 79%
Number of patients included 104
Data completeness 83%



Perioperative assessment by a care of the older person specialist
01 September 2025 - 30 November 2025

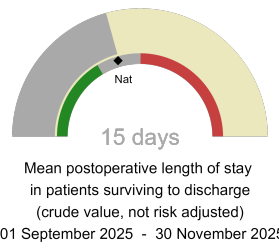
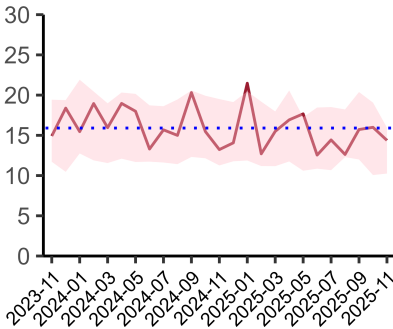
Perioperative Assessment by a member of the geriatrician-led multidisciplinary team for patient aged 65 or over and frail (CFS \geq 5) or 80+

National mean 33%
Number of patients included 40
Data completeness 97%



Median postoperative Length of Stay

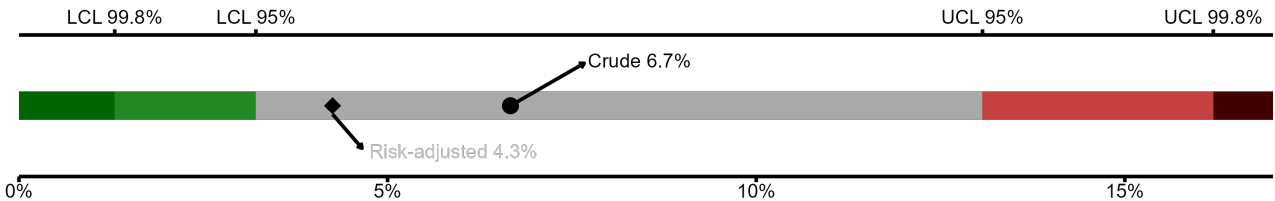
National median 11 days
Number of patients included 126
Data completeness 100%



Mean postoperative Length of Stay

National mean 15 days
Number of patients included 126
Data completeness 100%

Risk-Adjusted Mortality



Number of patients included 135 | 30-day risk-adjusted mortality rate 4.3% | National 30-day mortality rate 7.8%

Integrated Care Board

NHS Black Country Integrated Care Board ICB comprises City Hospital, Sandwell General Hospital, Russells Hall Hospital, New Cross Hospital, Walsall Manor Hospital, Midland Metropolitan University Hospital.