

Explanatory Notes

All cases admitted to hospital between 01 February 2025 and 31 July 2025 have been included. Only cases where the necessary data are available have been included in the denominator for each individual analysis.

The results for process measures for which fewer than 10 cases have available data will not be reported. Instead value will be marked as 'Insufficient data'.

At ICB level, runcharts are compared to national quartiles.

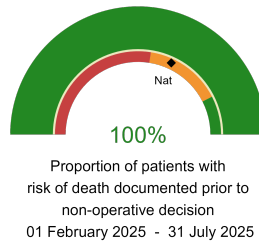
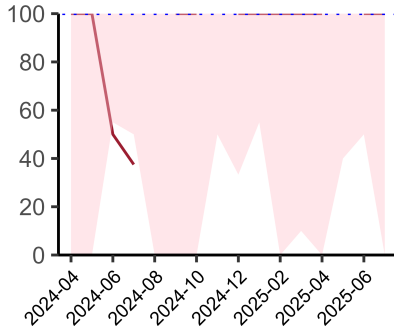


NHS North East London Integrated Care Board

2025-26 Reporting Period 4: 01 February 2025 - 31 July 2025

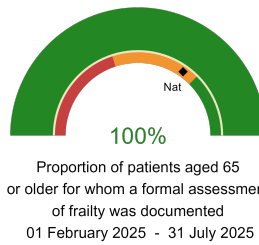
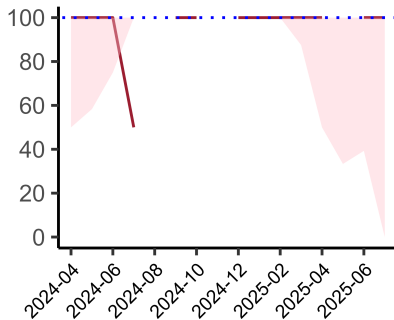
These plots represent patients who did NOT have an emergency laparotomy during Year 2025-26 Reporting Period 4 of NELA data collection. This version will be made publicly available via the NELA website. Feedback from participating hospitals is welcome.

NELA process and outcome measures



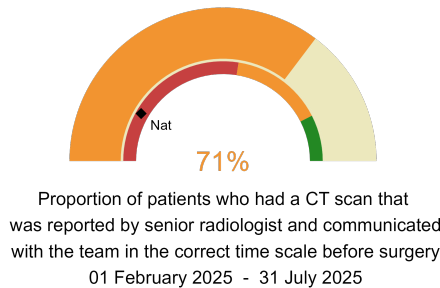
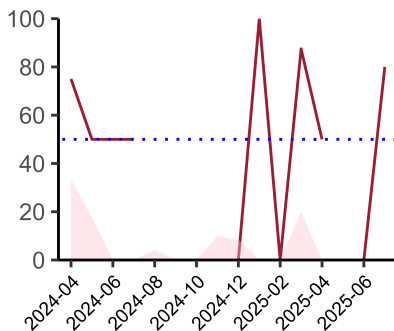
Risk documented prior to non-operative decision.

National mean 64%
Number of patients included 20
Data completeness 100%



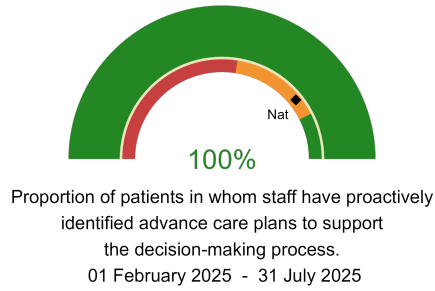
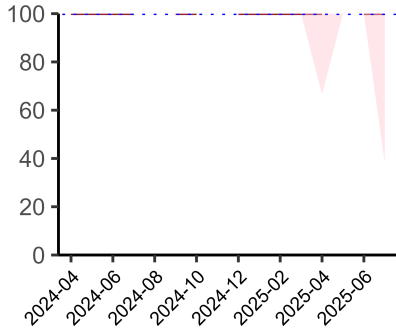
Formal assessment of frailty documented.

National mean 70%
Number of patients included 11
Data completeness 100%



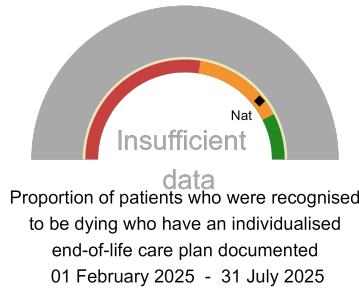
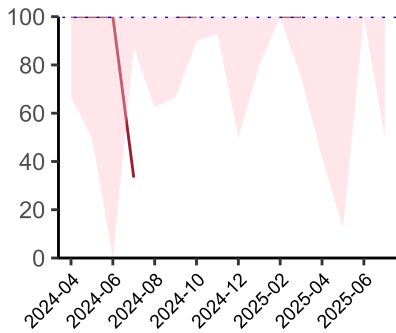
CT reported by a senior radiologist (ST3+) and communicated with the team in the correct time scale.

National mean 17%
Number of patients included 17
Data completeness 100%



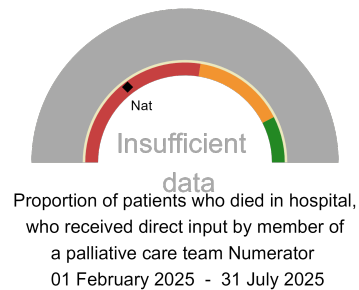
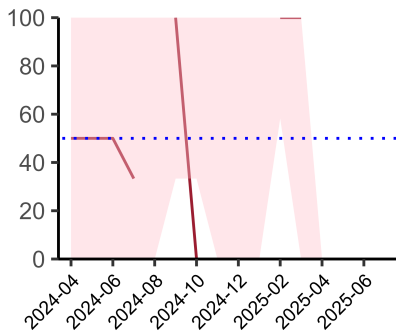
Advance care plans to support the decision-making process.

National mean 79%
Number of patients included 20
Data completeness 100%



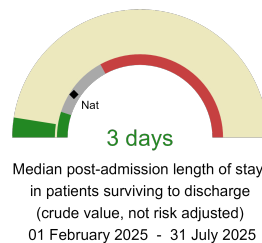
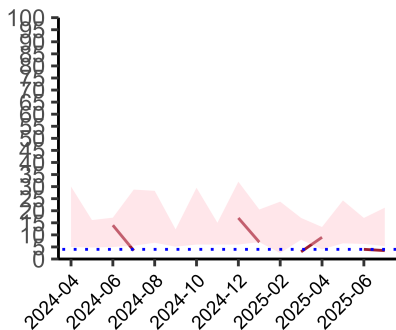
Individualised end-of-life care plan documented for patients recognised to be dying.

National mean 79%
Number of patients included 2
Data completeness 100%



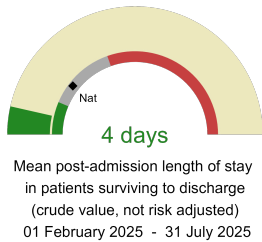
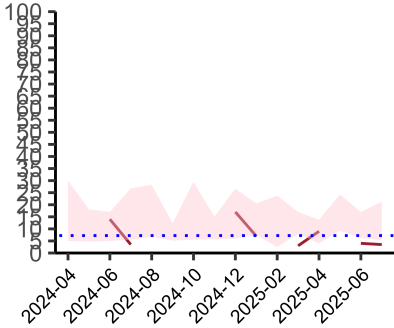
Direct input by a member of a palliative care team for patients who have died in hospital.

National mean 29%
Number of patients included 2
Data completeness 100%



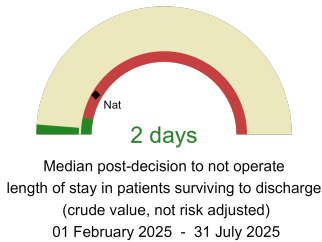
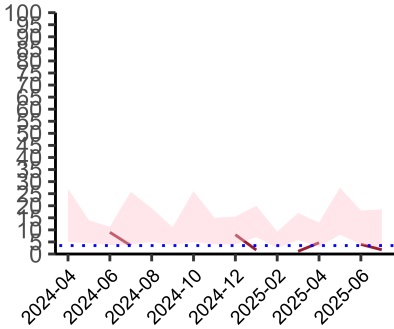
Median post-admission length of stay

National median 11 days
Number of patients included 17
Data completeness 94%



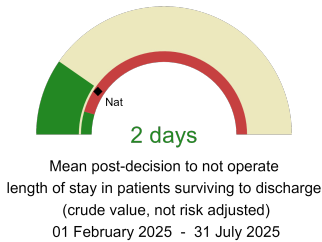
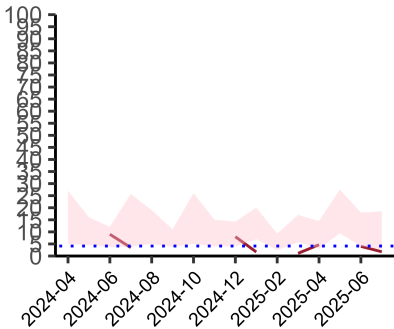
Mean post-admission length of stay

National mean 13 days
Number of patients included 17
Data completeness 94%



Median post-decision to not operate length of stay

National median 10 days
Number of patients included 16
Data completeness 89%



Mean post-decision to not operate length of stay

National mean 11 days
Number of patients included 16
Data completeness 89%

Integrated Care Board

NHS North East London Integrated Care Board ICB comprises Queen’s Hospital - Romford, The Royal London Hospital.