

## Explanatory Notes

All cases admitted to hospital between 01 July 2025 and 31 December 2025 have been included. Only cases where the necessary data are available have been included in the denominator for each individual analysis.

The results for process measures for which fewer than 10 cases have available data will not be reported. Instead value will be marked as 'Insufficient data'.

At ICB level, runcharts are compared to national quartiles.

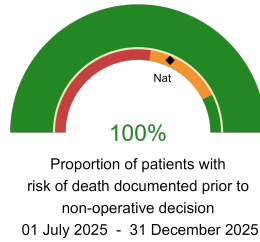
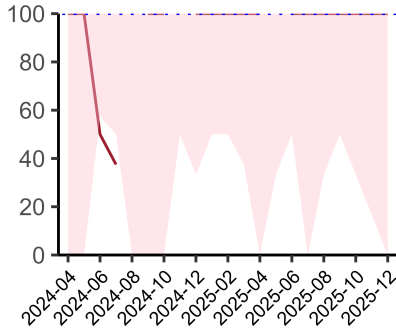


**NHS North East London Integrated Care Board**

**2025-26 Reporting Period 9: 01 July 2025 - 31 December 2025**

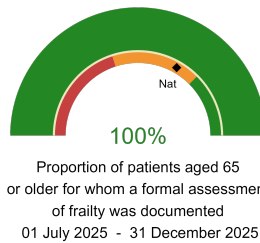
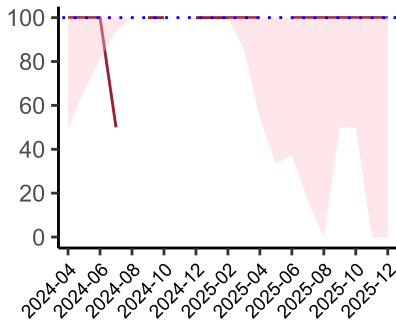
These plots represent patients who did NOT have an emergency laparotomy during Year 2025-26 Reporting Period 9 of NELA data collection. This version will be made publicly available via the NELA website. Feedback from participating hospitals is welcome.

**NELA process and outcome measures**



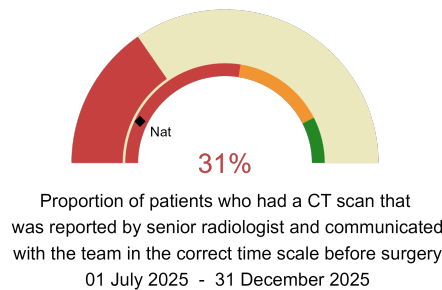
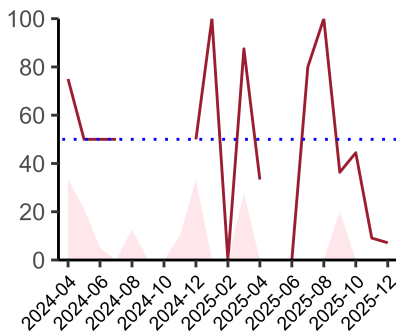
**Risk documented prior to non-operative decision.**

National mean 63%  
Number of patients included 53  
Data completeness 100%



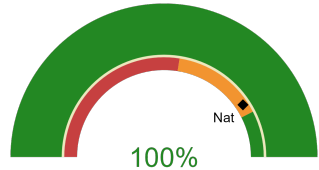
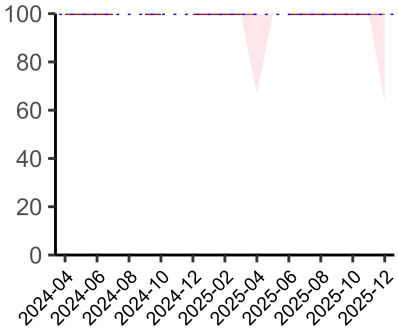
**Formal assessment of frailty documented.**

National mean 67%  
Number of patients included 40  
Data completeness 100%



**CT reported by a senior radiologist (ST3+) and communicated with the team in the correct time scale.**

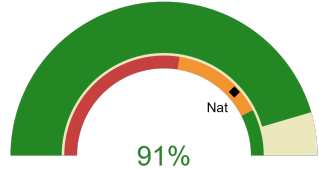
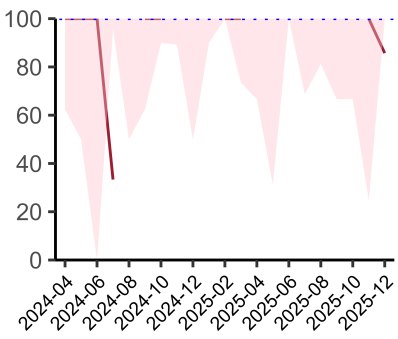
National mean 15%  
Number of patients included 52  
Data completeness 98%



Proportion of patients in whom staff have proactively identified advance care plans to support the decision-making process.  
01 July 2025 - 31 December 2025

**Advance care plans to support the decision-making process.**

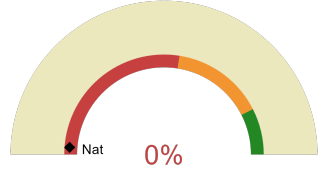
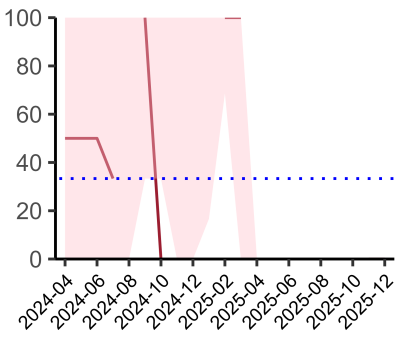
National mean 81%  
Number of patients included 53  
Data completeness 100%



Proportion of patients who were recognised to be dying who have an individualised end-of-life care plan documented  
01 July 2025 - 31 December 2025

**Individualised end-of-life care plan documented for patients recognised to be dying.**

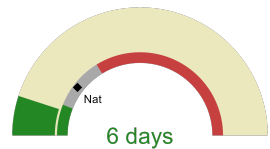
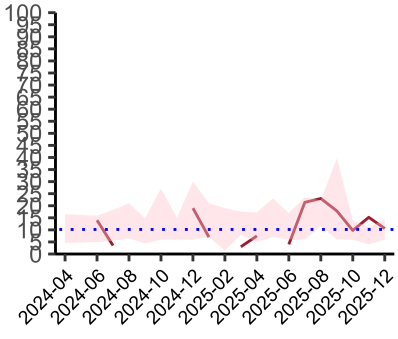
National mean 77%  
Number of patients included 11  
Data completeness 92%



Proportion of patients who died in hospital, who received direct input by member of a palliative care team Numerator  
01 July 2025 - 31 December 2025

**Direct input by a member of a palliative care team for patients who have died in hospital.**

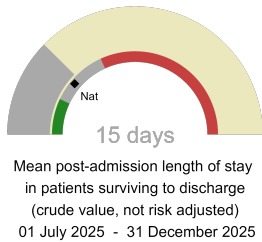
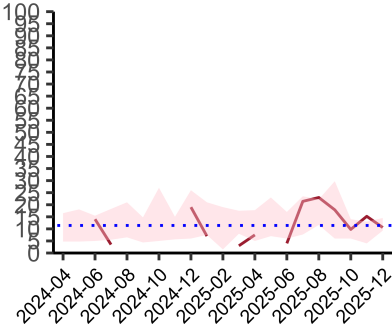
National mean 2%  
Number of patients included 11  
Data completeness 92%



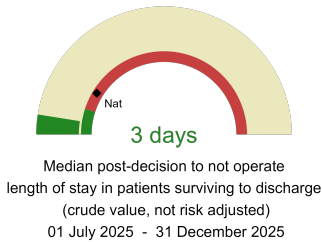
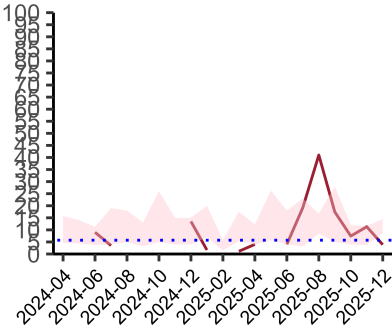
Median post-admission length of stay in patients surviving to discharge (crude value, not risk adjusted)  
01 July 2025 - 31 December 2025

**Median post-admission length of stay**

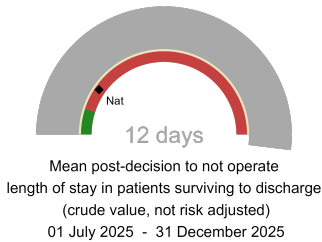
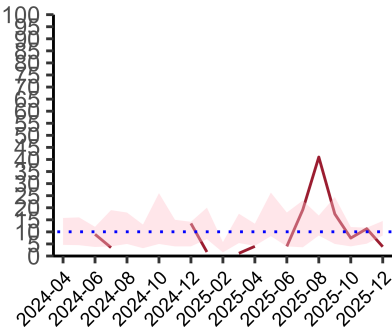
National median 12 days  
Number of patients included 41  
Data completeness 100%



**Mean post-admission length of stay**  
National mean 13 days  
Number of patients included 41  
Data completeness 100%



**Median post-decision to not operate length of stay**  
National median 10 days  
Number of patients included 39  
Data completeness 95%



**Mean post-decision to not operate length of stay**  
National mean 12 days  
Number of patients included 39  
Data completeness 95%

**Integrated Care Board**

NHS North East London Integrated Care Board ICB comprises Queen’s Hospital - Romford, The Royal London Hospital.