

**Explanatory Notes**

All cases admitted to hospital between 01 October 2025 and 31 December 2025 have been included. Only cases where the necessary data are available have been included in the denominator for each individual analysis.

The results for process measures for which fewer than 10 cases have available data will not be reported. Instead value will be marked as 'Insufficient data'.

For this report runcharts are compared to national quartiles.

For better insight to how these standards have been structured, please refer to the **NELA standards document**.

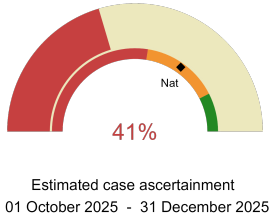


**NHS Shropshire, Telford And Wrekin Integrated Care Board**

**2025-26 Reporting Period 9: 01 October 2025 - 31 December 2025**

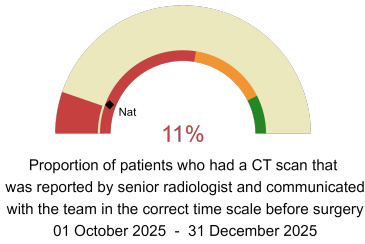
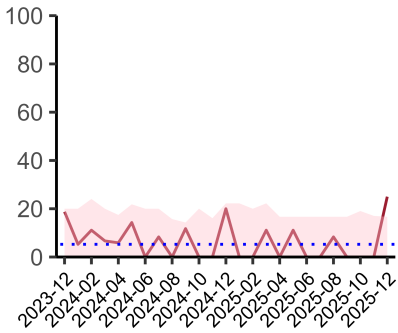
These plots represent patients having an emergency laparotomy during Year 2025-26 Reporting Period 9 of NELA data collection.

**NELA process and outcome measures**



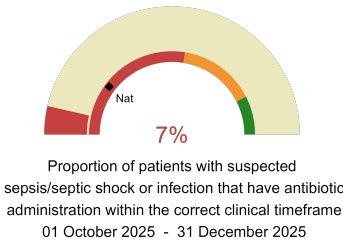
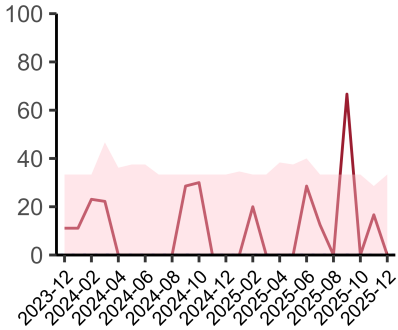
**Estimated Case Ascertainment (Based on HES Data)**

Expected number of cases 98  
Total cases entered 40  
Cases locked 31  
Cases unlocked 9



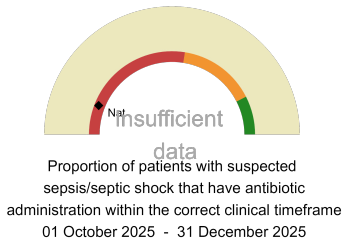
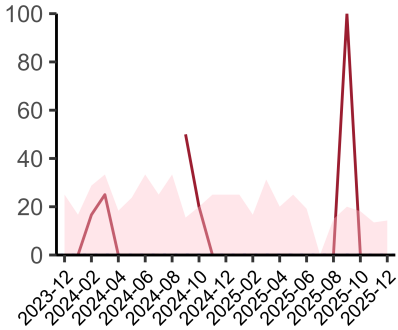
**CT reported by a senior radiologist (ST3+) and communicated with the team in the correct time scale before surgery.**

National mean 12%  
Number of patients included 19  
Data completeness 100%



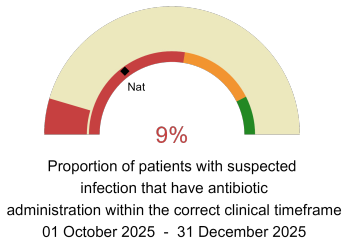
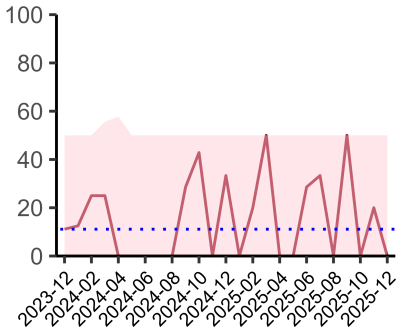
**Combined Infection management standard - antibiotic administration within the correct clinical timeframe**

National mean 21%  
Number of patients included 14  
Data completeness 93%



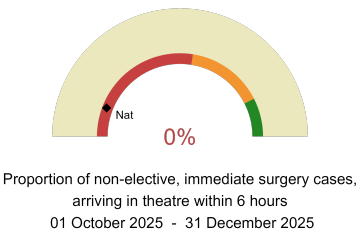
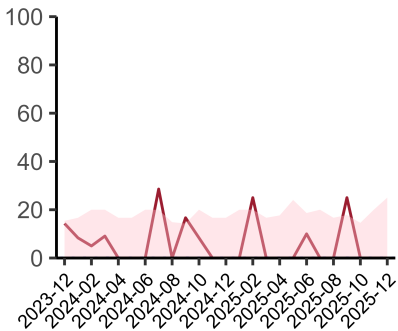
**Sepsis/septic shock - antibiotic administration within the correct clinical timeframe**

National mean 12%  
Number of patients included 3  
Data completeness 75%



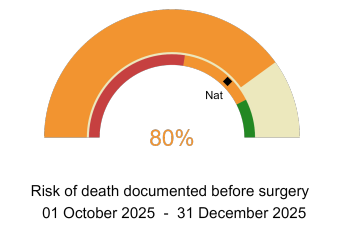
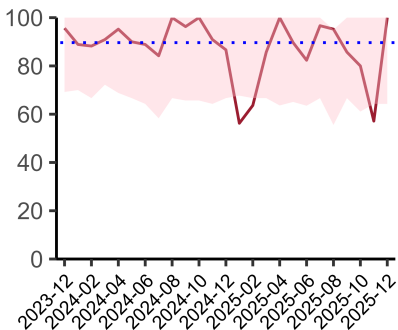
**Infection - antibiotic administration within the correct clinical timeframe**

National mean 30%  
Number of patients included 11  
Data completeness 73%



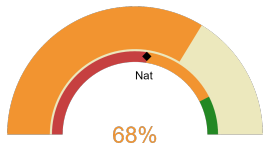
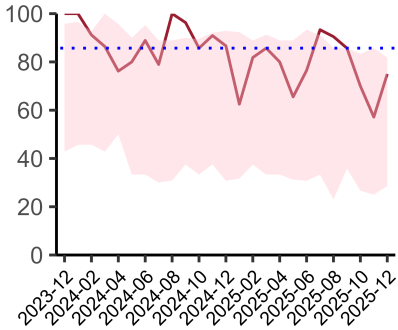
**Timeliness - proportion of patients arriving in theatre according to correct clinical timeframe.**

National mean 12%  
Number of patients included 20  
Data completeness 100%



**Risk documented before surgery**

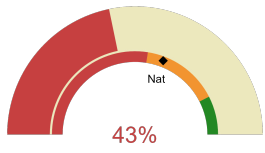
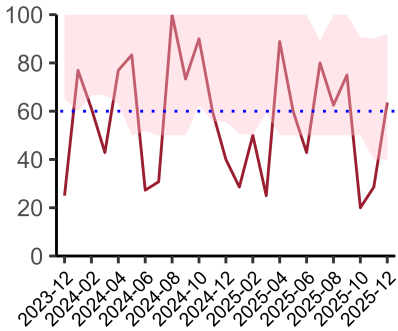
National mean 75%  
Number of patients included 40  
Data completeness 100%



Risk of death documented after surgery  
01 October 2025 - 31 December 2025

**Risk documented after surgery**

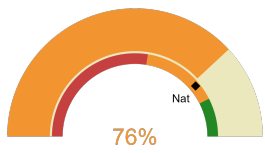
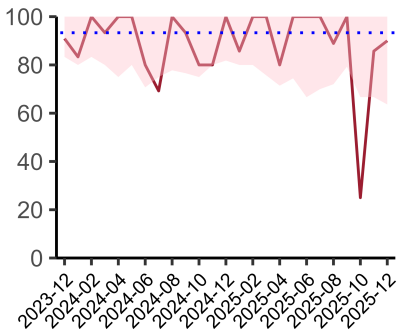
National mean 55%  
Number of patients included 40  
Data completeness 100%



Admitted to critical care following surgery when the risk of death  $\geq$  5% (Excludes patients who died in theatre or with a decision to palliate)  
01 October 2025 - 31 December 2025

**Admitted to Critical Care (risk of death  $\geq$  5%)**

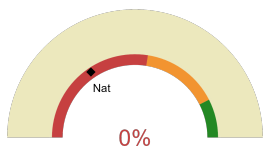
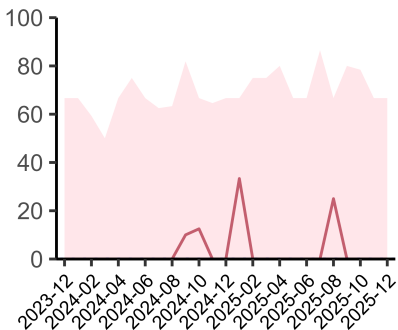
National mean 62%  
Number of patients included 23  
Data completeness 100%



Consultant surgeon and anaesthetist present in theatre when risk of death  $\geq$  5%  
01 October 2025 - 31 December 2025

**Consultant Anaesthetist & Consultant Surgeon in theatre (risk of death  $\geq$  5%)**

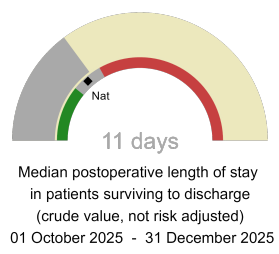
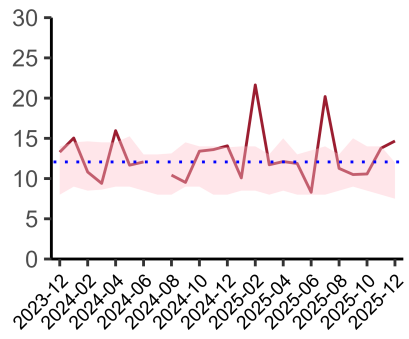
National mean 78%  
Number of patients included 21  
Data completeness 75%



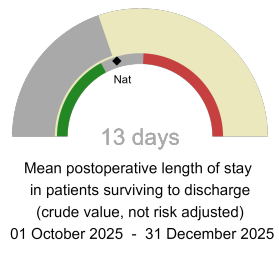
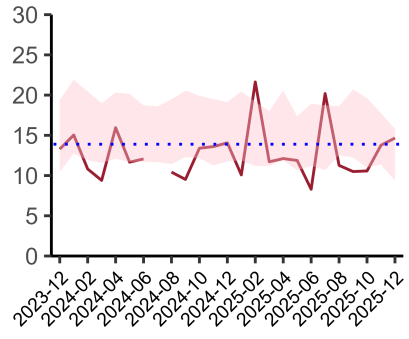
Perioperative assessment by a care of the older person specialist  
01 October 2025 - 31 December 2025

**Perioperative Assessment by a member of the geriatrician-led multidisciplinary team for patient aged 65 or over and frail (CFS  $\geq$  5) or 80+**

National mean 31%  
Number of patients included 11  
Data completeness 100%

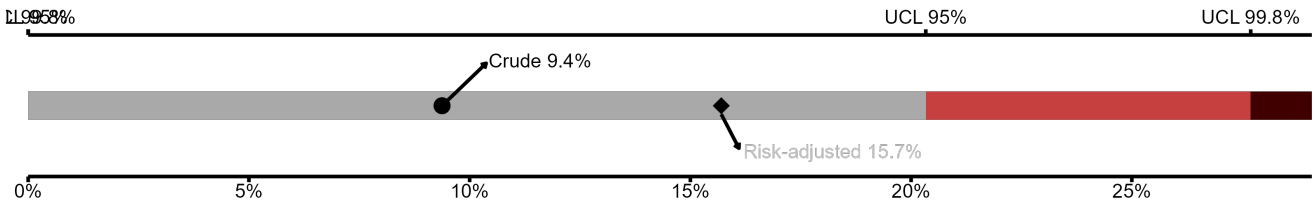


**Median postoperative Length of Stay**  
National median 10 days  
Number of patients included 29  
Data completeness 100%



**Mean postoperative Length of Stay**  
National mean 14 days  
Number of patients included 29  
Data completeness 100%

**Risk-Adjusted Mortality**



Number of patients included 32 | 30-day risk-adjusted mortality rate 15.7% | National 30-day mortality rate 8%

**Integrated Care Board**

NHS Shropshire, Telford And Wrekin Integrated Care Board ICB comprises Royal Shrewsbury Hospital, The Princess Royal Hospital.