

**Explanatory Notes**

All cases admitted to hospital between 01 May 2024 and 31 July 2024 have been included. Only cases where the necessary data are available have been included in the denominator for each individual analysis.

The results for process measures for which fewer than 10 cases have available data will not be reported. Instead value will be marked as 'Insufficient data'.

At ICB level, runcharts are compared to national quartiles.

For better insight to how these standards have been structured, please refer to the **NELA standards document**.

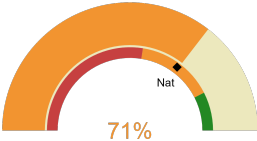


**NHS Leicester, Leicestershire And Rutland Integrated Care Board**

**2024-25 Reporting Period 2: 01 May 2024 - 31 July 2024**

These plots represent patients having an emergency laparotomy during Year 2024-25 Reporting Period 2 of NELA data collection. This version will be made publicly available via the NELA website. Feedback from participating ICBs and hospitals is welcome.

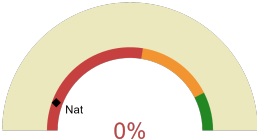
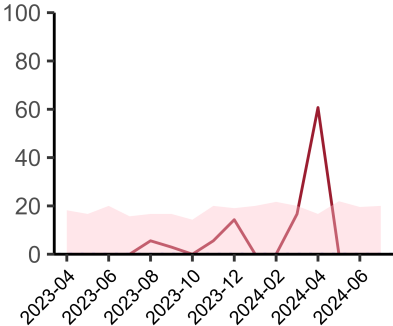
**NELA process and outcome measures**



Estimated case ascertainment  
01 May 2024 - 31 July 2024

**Estimated Case Ascertainment  
(Based on HES Data)**

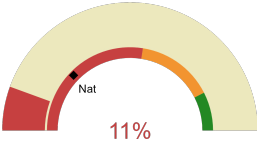
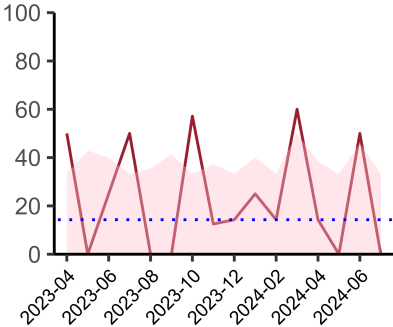
Expected number of cases 93  
Total cases entered 69  
Cases locked 47  
Cases unlocked 21



Proportion of patients who had a CT scan that was reported by senior radiologist and communicated with the team in the correct time scale before surgery  
01 May 2024 - 31 July 2024

**CT reported by a senior radiologist (ST3+) and communicated with the team in the correct time scale before surgery.**

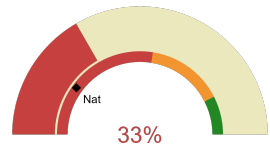
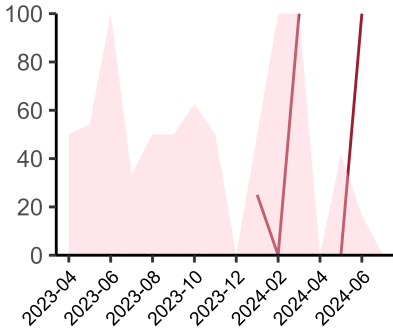
National mean 11%  
Number of patients included 38  
Data completeness 99%



Proportion of patients with suspected sepsis or infection that have antibiotic administration within the correct clinical timeframe  
01 May 2024 - 31 July 2024

**Combined Infection management standard - antibiotic administration within the correct clinical timeframe**

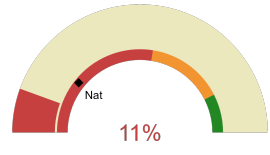
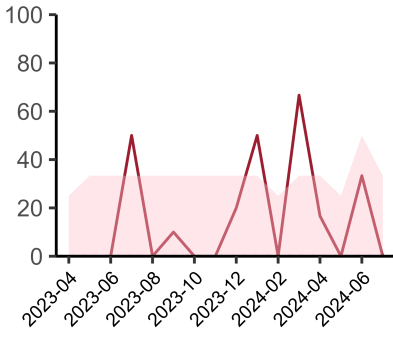
National mean 25%  
Number of patients included 18  
Data completeness 26%



Proportion of patients with suspected septic shock that have antibiotic administration within the correct clinical timeframe  
01 May 2024 - 31 July 2024

**Septic Shock - antibiotic administration within the correct clinical timeframe**

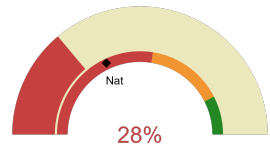
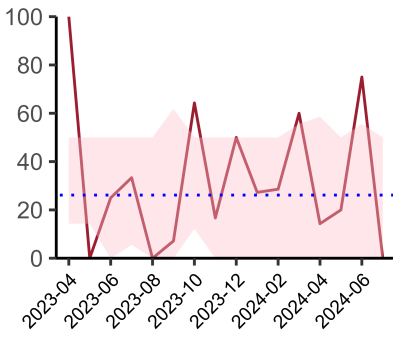
National mean 20%  
Number of patients included 3  
Data completeness 8%



Proportion of patients with suspected sepsis that have antibiotic administration within the correct clinical timeframe  
01 May 2024 - 31 July 2024

**Sepsis - antibiotic administration within the correct clinical timeframe**

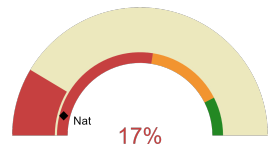
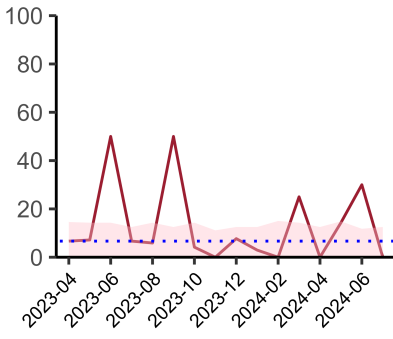
National mean 22%  
Number of patients included 9  
Data completeness 19%



Proportion of patients with suspected infection that have antibiotic administration within the correct clinical timeframe  
01 May 2024 - 31 July 2024

**Infection - antibiotic administration within the correct clinical timeframe**

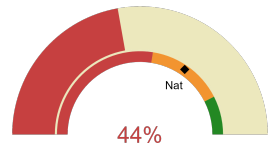
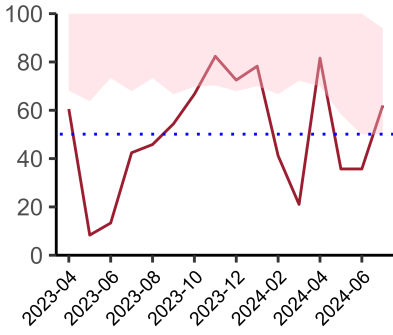
National mean 36%  
Number of patients included 18  
Data completeness 27%



Proportion of non-elective, immediate surgery cases, arriving in theatre within 6 hours  
01 May 2024 - 31 July 2024

**Timeliness - proportion of patients arriving in theatre according to correct clinical timeframe.**

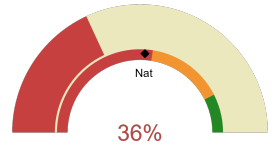
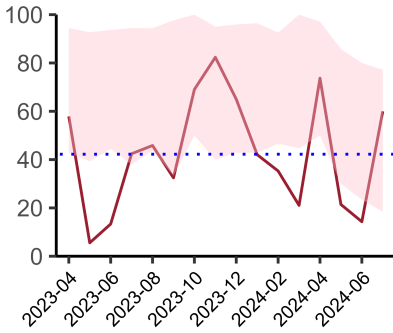
National mean 8%  
Number of patients included 35  
Data completeness 100%



Risk of death documented before surgery  
01 May 2024 - 31 July 2024

**Risk documented before surgery**

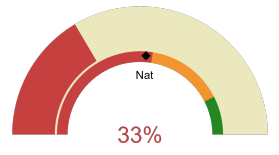
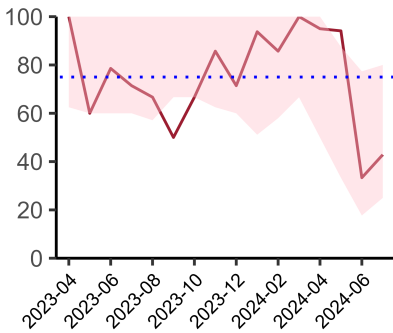
National mean 69%  
Number of patients included 69  
Data completeness 100%



Risk of death documented after surgery  
01 May 2024 - 31 July 2024

**Risk documented after surgery**

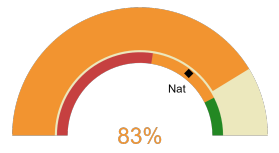
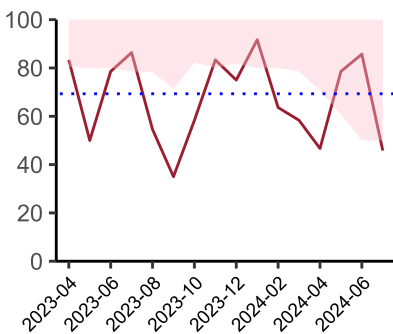
National mean 52%  
Number of patients included 69  
Data completeness 100%



Admitted to critical care following surgery when the risk of death ≥ 5% (Excludes patients who died in theatre or with a decision to palliate)  
01 May 2024 - 31 July 2024

**Admitted to Critical Care (risk of death ≥ 5%)**

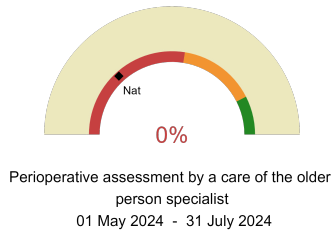
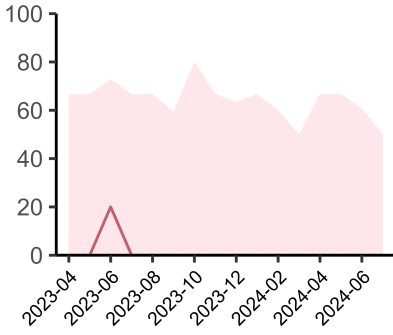
National mean 52%  
Number of patients included 48  
Data completeness 100%



Consultant surgeon and anaesthetist present in theatre when risk of death ≥ 5%  
01 May 2024 - 31 July 2024

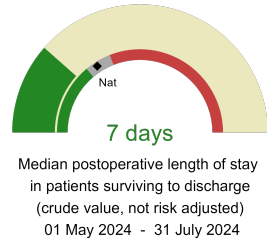
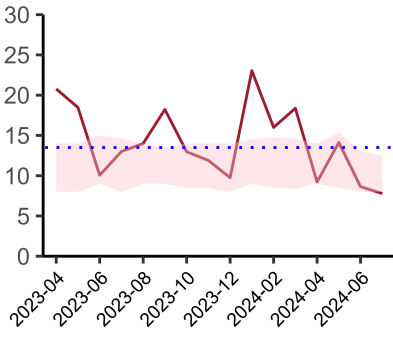
**Consultant Anaesthetist & Consultant Surgeon in theatre (risk of death ≥ 5%)**

National mean 71%  
Number of patients included 67  
Data completeness 74%



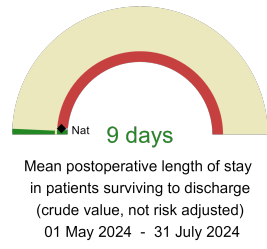
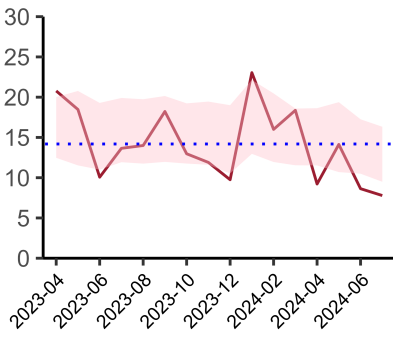
**Perioperative Assessment by a member of the geriatrician-led multidisciplinary team for patient aged 65 or over and frail (CFS ≥ 5) or 80+**

National mean 26%  
Number of patients included 18  
Data completeness 30%



**Mean postoperative Length of Stay**

National median 10 days  
Number of patients included 57  
Data completeness 97%



**Median postoperative Length of Stay**

National mean 15 days  
Number of patients included 57  
Data completeness 97%

**Integrated Care Board**

NHS Leicester, Leicestershire And Rutland Integrated Care Board ICB comprises Leicester Royal Infirmary, Leicester General Hospital, Glenfield Hospital.