

Explanatory Notes

All cases admitted to hospital between 01 September 2024 and 30 November 2024 have been included. Only cases where the necessary data are available have been included in the denominator for each individual analysis.

The results for process measures for which fewer than 10 cases have available data will not be reported. Instead value will be marked as 'Insufficient data'.

At ICB level, runcharts are compared to national quartiles.

For better insight to how these standards have been structured, please refer to the **NELA standards document**.

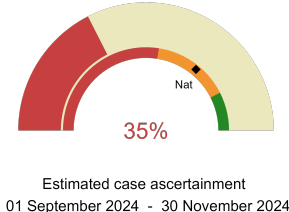


NHS Leicester, Leicestershire And Rutland Integrated Care Board

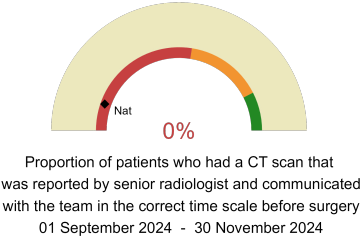
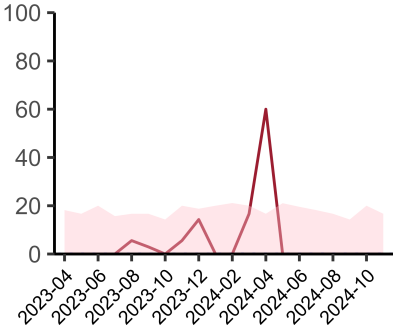
2024-25 Reporting Period 6: 01 September 2024 - 30 November 2024

These plots represent patients having an emergency laparotomy during Year 2024-25 Reporting Period 6 of NELA data collection. This version will be made publicly available via the NELA website. Feedback from participating ICBs and hospitals is welcome.

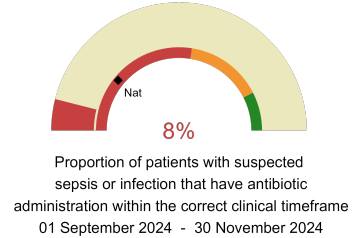
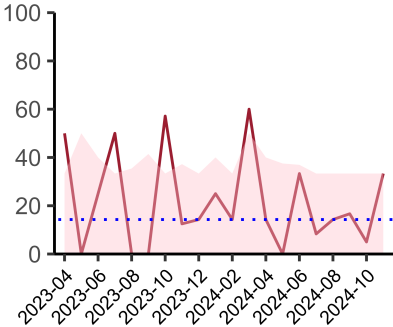
NELA process and outcome measures



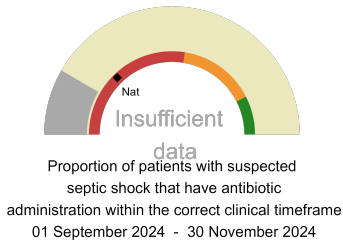
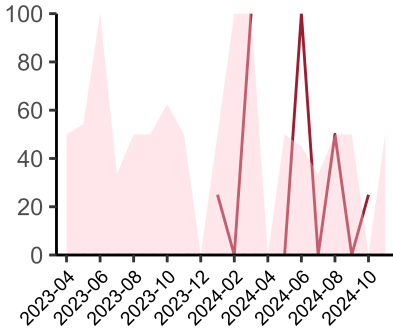
Estimated Case Ascertainment (Based on HES Data)
Expected number of cases 103
Total cases entered 58
Cases locked 38
Cases unlocked 20



CT reported by a senior radiologist (ST3+) and communicated with the team in the correct time scale before surgery.
National mean 11%
Number of patients included 40
Data completeness 99%

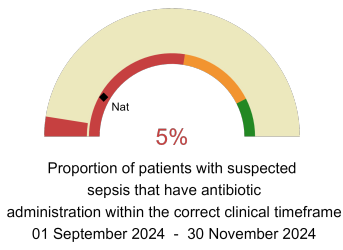
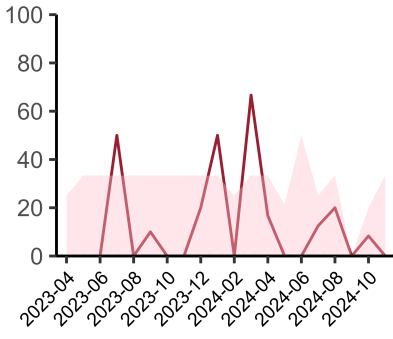


Combined Infection management standard - antibiotic administration within the correct clinical timeframe
National mean 22%
Number of patients included 20
Data completeness 95%



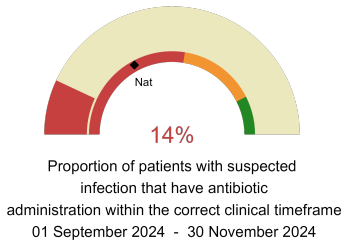
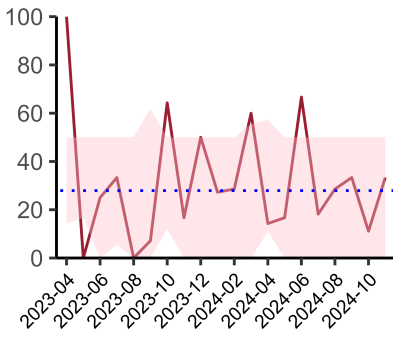
Septic Shock - antibiotic administration within the correct clinical timeframe

National mean 26%
Number of patients included 4
Data completeness 75%



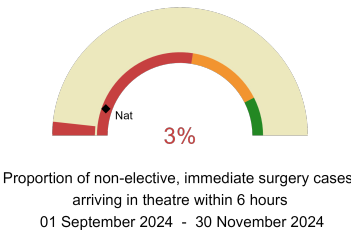
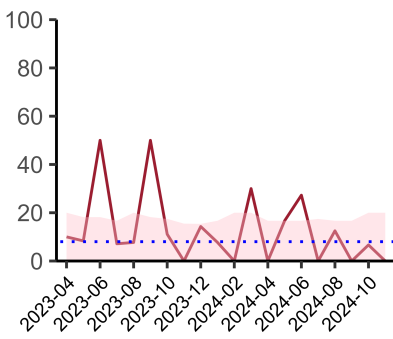
Sepsis - antibiotic administration within the correct clinical timeframe

National mean 17%
Number of patients included 11
Data completeness 88%



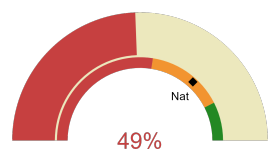
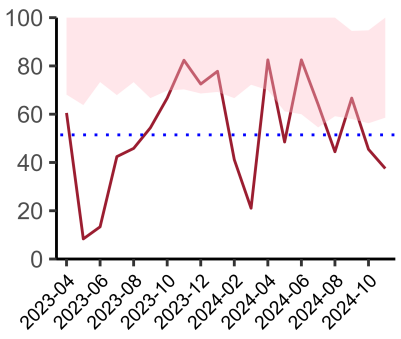
Infection - antibiotic administration within the correct clinical timeframe

National mean 34%
Number of patients included 19
Data completeness 95%



Timeliness - proportion of patients arriving in theatre according to correct clinical timeframe.

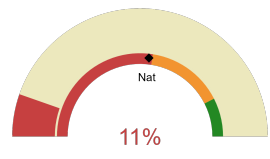
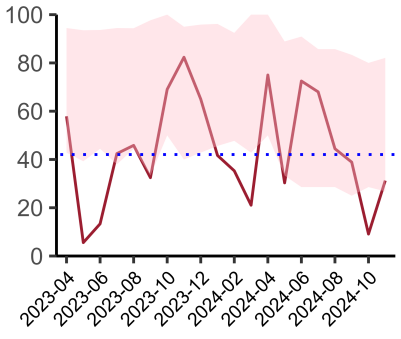
National mean 11%
Number of patients included 30
Data completeness 100%



Risk of death documented before surgery
01 September 2024 - 30 November 2024

Risk documented before surgery

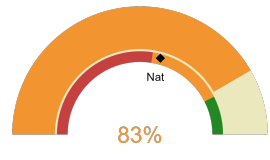
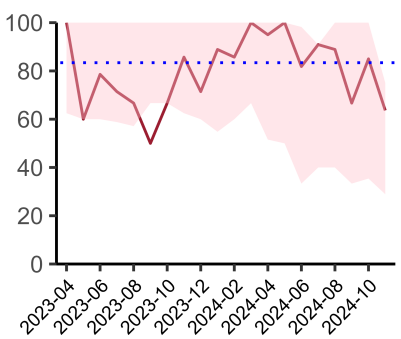
National mean 73%
Number of patients included 58
Data completeness 100%



Risk of death documented after surgery
01 September 2024 - 30 November 2024

Risk documented after surgery

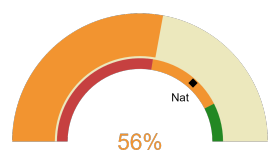
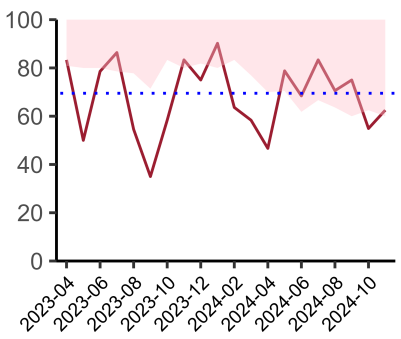
National mean 54%
Number of patients included 58
Data completeness 100%



Admitted to critical care following surgery when the risk of death ≥ 5% (Excludes patients who died in theatre or with a decision to palliate)
01 September 2024 - 30 November 2024

Admitted to Critical Care (risk of death ≥ 5%)

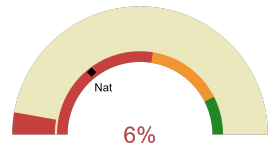
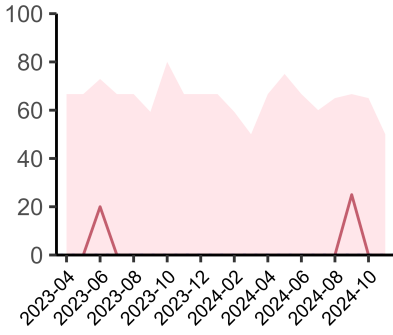
National mean 58%
Number of patients included 31
Data completeness 100%



Consultant surgeon and anaesthetist present in theatre when risk of death ≥ 5%
01 September 2024 - 30 November 2024

Consultant Anaesthetist & Consultant Surgeon in theatre (risk of death ≥ 5%)

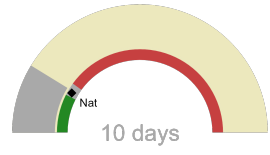
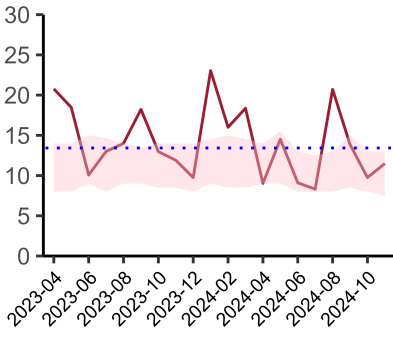
National mean 73%
Number of patients included 51
Data completeness 98%



Perioperative assessment by a care of the older person specialist
01 September 2024 - 30 November 2024

Perioperative Assessment by a member of the geriatrician-led multidisciplinary team for patient aged 65 or over and frail (CFS ≥ 5) or 80+

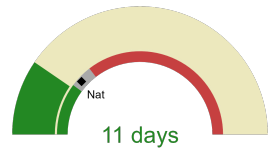
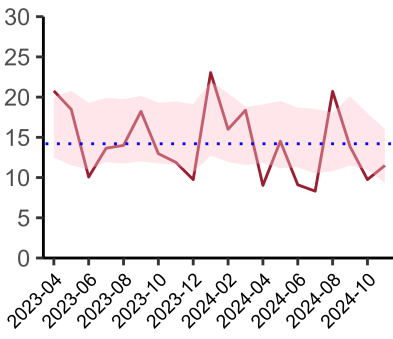
National mean 29%
Number of patients included 18
Data completeness 90%



Median postoperative length of stay in patients surviving to discharge (crude value, not risk adjusted)
01 September 2024 - 30 November 2024

Mean postoperative Length of Stay

National median 10 days
Number of patients included 38
Data completeness 83%



Mean postoperative length of stay in patients surviving to discharge (crude value, not risk adjusted)
01 September 2024 - 30 November 2024

Median postoperative Length of Stay

National mean 14 days
Number of patients included 38
Data completeness 83%

Integrated Care Board

NHS Leicester, Leicestershire And Rutland Integrated Care Board ICB comprises Leicester Royal Infirmary, Leicester General Hospital, Glenfield Hospital.