

**Explanatory Notes**

All cases admitted to hospital between 01 December 2025 and 28 February 2026 have been included. Only cases where the necessary data are available have been included in the denominator for each individual analysis.

The results for process measures for which fewer than 10 cases have available data will not be reported. Instead value will be marked as 'Insufficient data'.

For this report runcharts are compared to national quartiles.

For better insight to how these standards have been structured, please refer to the **NELA standards document**.

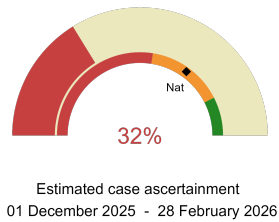


**NHS Leicester, Leicestershire And Rutland Integrated Care Board**

**2025-26 Reporting Period 11: 01 December 2025 - 28 February 2026**

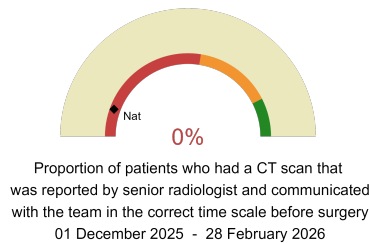
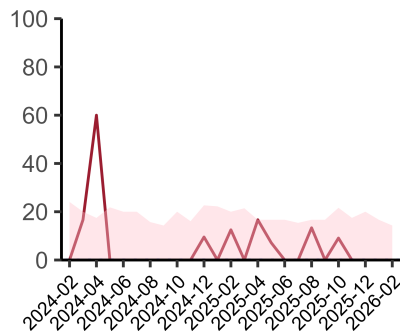
These plots represent patients having an emergency laparotomy during Year 2025-26 Reporting Period 11 of NELA data collection.

**NELA process and outcome measures**



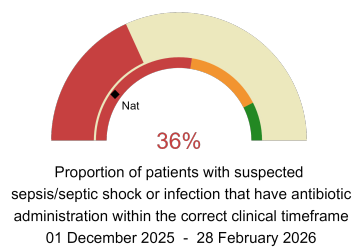
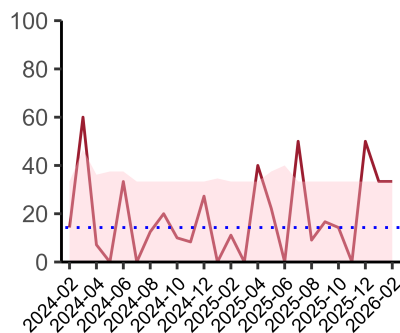
**Estimated Case Ascertainment  
(Based on HES Data)**

Expected number of cases 105  
Total cases entered 34  
Cases locked 12  
Cases unlocked 22



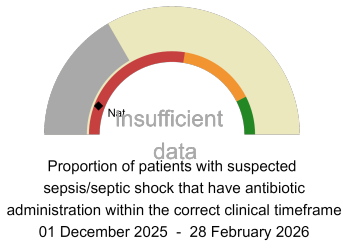
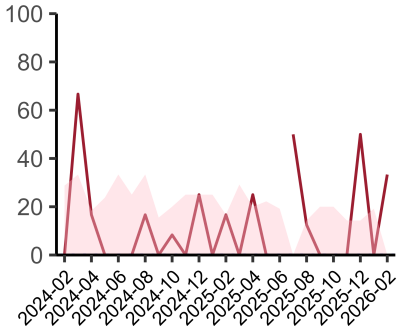
**CT reported by a senior radiologist  
(ST3+) and communicated with the  
team in the correct time scale  
before surgery.**

National mean 11%  
Number of patients included 17  
Data completeness 97%



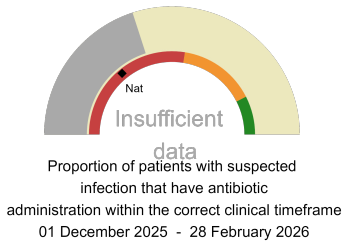
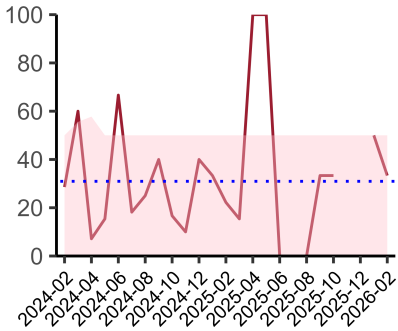
**Combined Infection  
management standard -  
antibiotic administration  
within the correct clinical  
timeframe**

National mean 20%  
Number of patients included 11  
Data completeness 44%



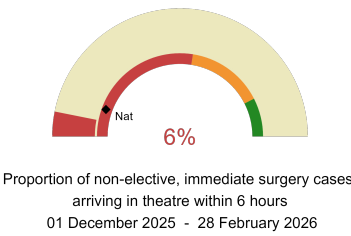
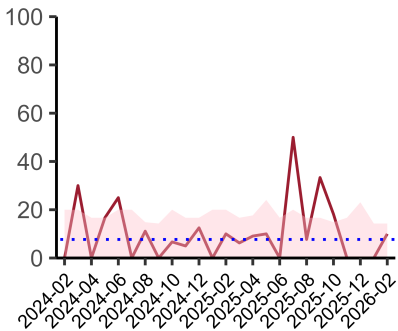
**Sepsis/septic shock - antibiotic administration within the correct clinical timeframe**

National mean 12%  
Number of patients included 6  
Data completeness 30%



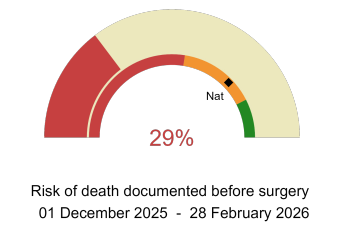
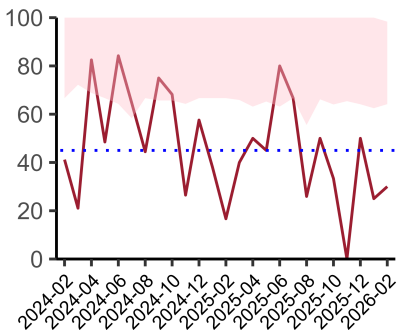
**Infection - antibiotic administration within the correct clinical timeframe**

National mean 28%  
Number of patients included 5  
Data completeness 20%



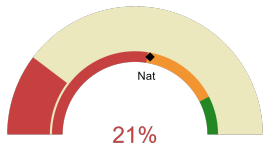
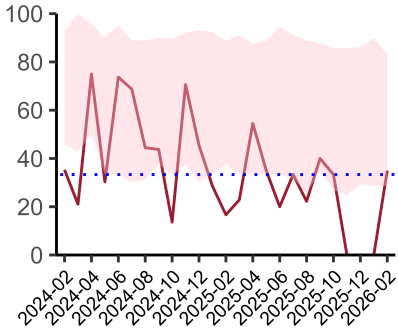
**Timeliness - proportion of patients arriving in theatre according to correct clinical timeframe.**

National mean 11%  
Number of patients included 16  
Data completeness 100%



**Risk documented before surgery**

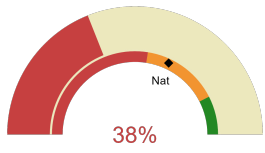
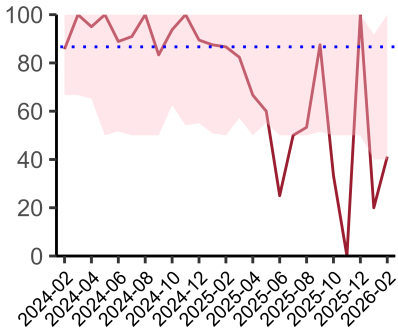
National mean 75%  
Number of patients included 34  
Data completeness 100%



Risk of death documented after surgery  
01 December 2025 - 28 February 2026

**Risk documented after surgery**

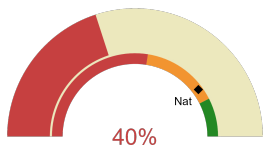
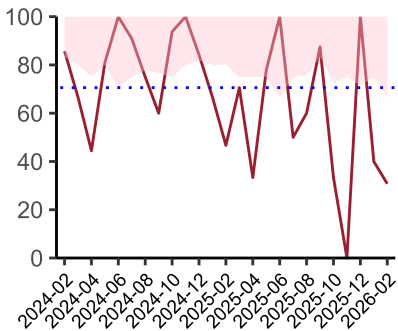
National mean 56%  
Number of patients included 34  
Data completeness 100%



Admitted to critical care following surgery when the risk of death ≥ 5% (Excludes patients who died in theatre or with a decision to palliate)  
01 December 2025 - 28 February 2026

**Admitted to Critical Care (risk of death ≥ 5%)**

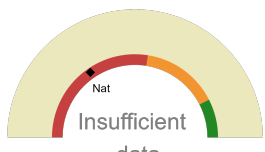
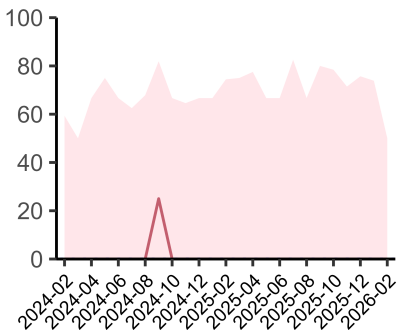
National mean 64%  
Number of patients included 29  
Data completeness 100%



Consultant surgeon and anaesthetist present in theatre when risk of death ≥ 5%  
01 December 2025 - 28 February 2026

**Consultant Anaesthetist & Consultant Surgeon in theatre (risk of death ≥ 5%)**

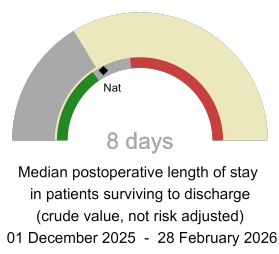
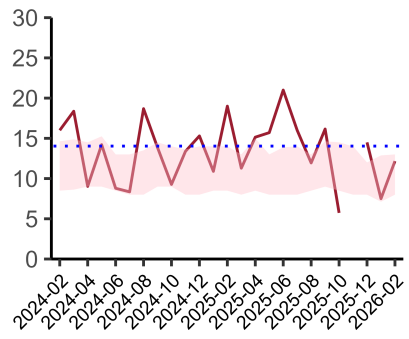
National mean 80%  
Number of patients included 25  
Data completeness 96%



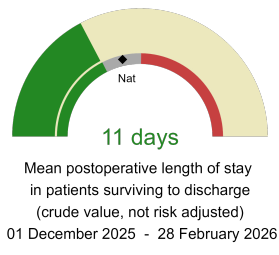
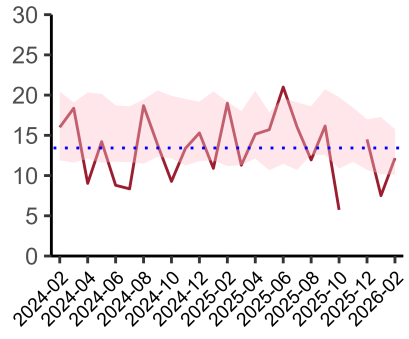
Perioperative assessment by a care of the older person specialist  
01 December 2025 - 28 February 2026

**Perioperative Assessment by a member of the geriatrician-led multidisciplinary team for patient aged 65 or over and frail (CFS ≥ 5) or 80+**

National mean 31%  
Number of patients included 4  
Data completeness 21%

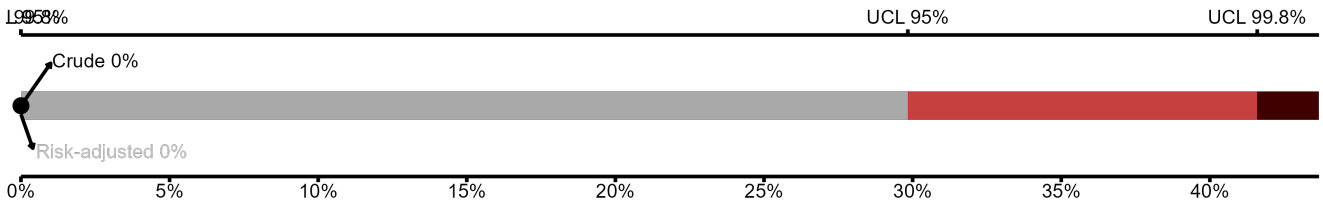


**Median postoperative Length of Stay**  
National median 9 days  
Number of patients included 12  
Data completeness 92%



**Mean postoperative Length of Stay**  
National mean 14 days  
Number of patients included 12  
Data completeness 92%

**Risk-Adjusted Mortality**



Number of patients included 12 | 30-day risk-adjusted mortality rate 0% | National 30-day mortality rate 7.1%

**Integrated Care Board**

NHS Leicester, Leicestershire And Rutland Integrated Care Board ICB comprises Leicester Royal Infirmary, Leicester General Hospital, Glenfield Hospital.