

## Explanatory Notes

All cases admitted to hospital between 01 May 2024 and 31 October 2024 have been included. Only cases where the necessary data are available have been included in the denominator for each individual analysis.

The results for process measures for which fewer than 10 cases have available data will not be reported. Instead value will be marked as 'Insufficient data'.

At ICB level, runcharts are compared to national quartiles.

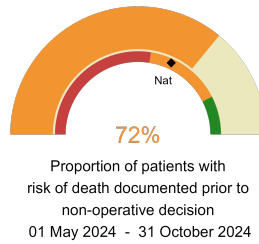
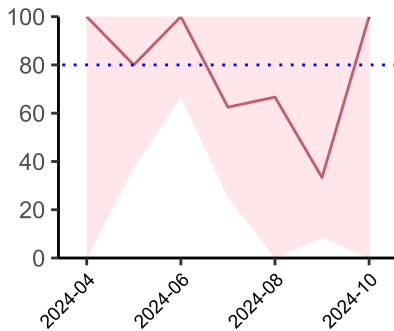


**Wales**

**2024-25 Reporting Period 2: 01 May 2024 - 31 October 2024**

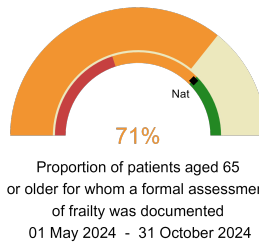
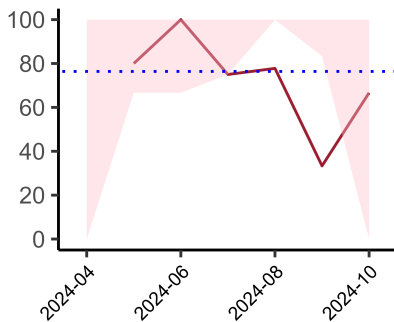
These plots represent patients who did NOT have an emergency laparotomy during Year 2024-25 Reporting Period 2 of NELA data collection. This version will be made publicly available via the NELA website. Feedback from participating hospitals is welcome.

**NELA process and outcome measures**



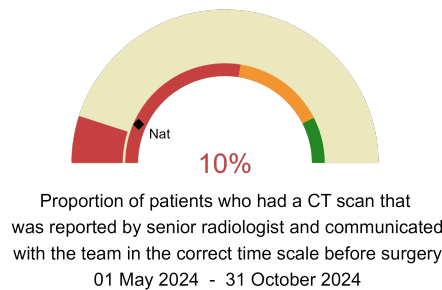
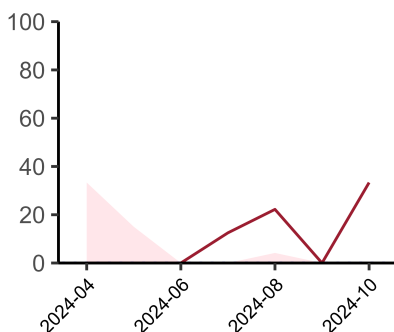
**Risk documented prior to non-operative decision.**

National mean 64%  
Number of patients included 30  
Data completeness 100%



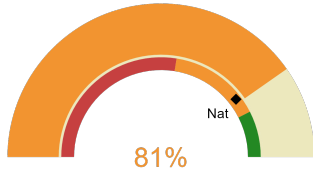
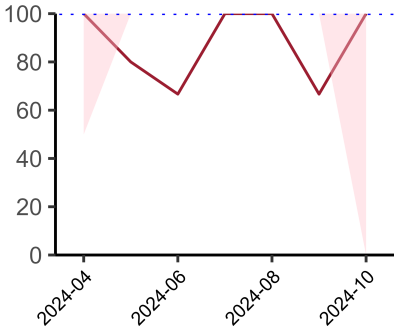
**Formal assessment of frailty documented.**

National mean 75%  
Number of patients included 29  
Data completeness 83%



**CT reported by a senior radiologist (ST3+) and communicated with the team in the correct time scale.**

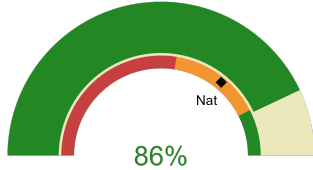
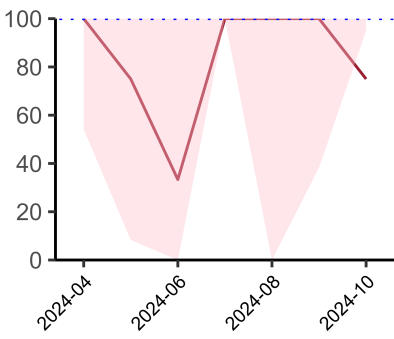
National mean 13%  
Number of patients included 30  
Data completeness 79%



Proportion of patients in whom staff have proactively identified advance care plans to support the decision-making process.  
01 May 2024 - 31 October 2024

**Advance care plans to support the decision-making process.**

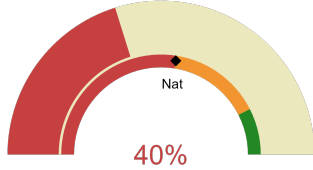
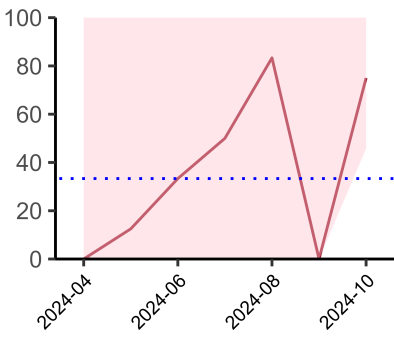
National mean 79%  
Number of patients included 30  
Data completeness 83%



Proportion of patients who were recognised to be dying who have an individualised end-of-life care plan documented  
01 May 2024 - 31 October 2024

**Individualised end-of-life care plan documented for patients recognised to be dying.**

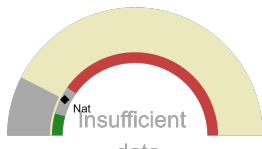
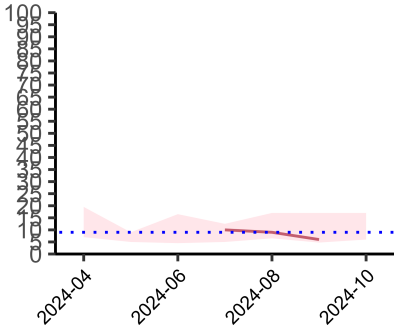
National mean 72%  
Number of patients included 22  
Data completeness 80%



Proportion of patients who died in hospital, who received direct input by member of a palliative care team Numerator  
01 May 2024 - 31 October 2024

**Direct input by a member of a palliative care team for patients who have died in hospital.**

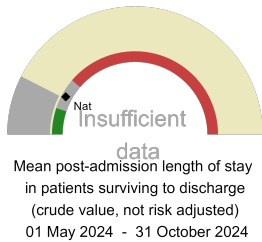
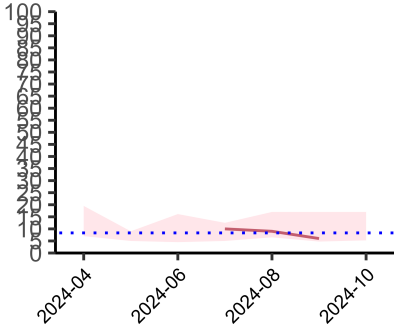
National mean 55%  
Number of patients included 22  
Data completeness 80%



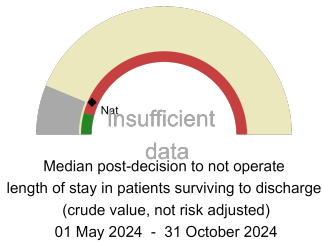
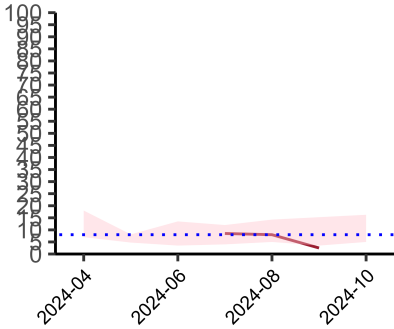
Median post-admission length of stay in patients surviving to discharge (crude value, not risk adjusted)  
01 May 2024 - 31 October 2024

**Median post-admission length of stay**

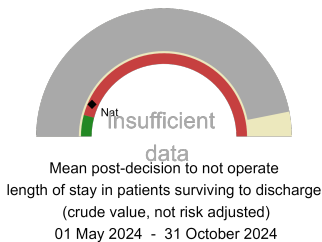
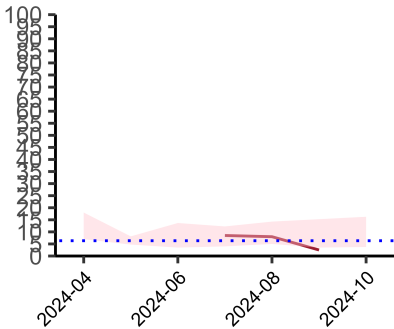
National median 9 days  
Number of patients included 5  
Data completeness 100%



**Mean post-admission length of stay**  
National mean 10 days  
Number of patients included 5  
Data completeness 100%



**Median post-decision to not operate length of stay**  
National median 8 days  
Number of patients included 5  
Data completeness 100%



**Mean post-decision to not operate length of stay**  
National mean 8 days  
Number of patients included 5  
Data completeness 100%

**Integrated Care Board**

Wales ICB comprises Bronglais General Hospital, Grange University Hospital, Morryston Hospital, Prince Charles Hospital, Princess of Wales Hospital, University Hospital of Wales.