

Explanatory Notes

All cases admitted to hospital between 01 September 2025 and 28 February 2026 have been included. Only cases where the necessary data are available have been included in the denominator for each individual analysis.

The results for process measures for which fewer than 10 cases have available data will not be reported. Instead value will be marked as 'Insufficient data'.

At ICB level, runcharts are compared to national quartiles.

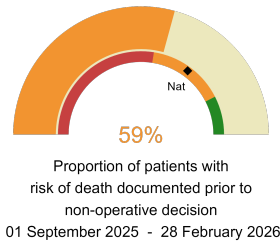
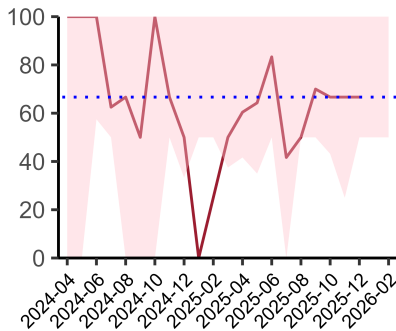


Wales

2025-26 Reporting Period 11: 01 September 2025 - 28 February 2026

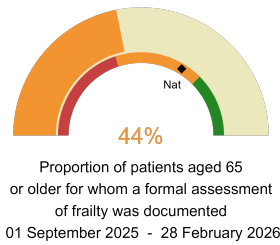
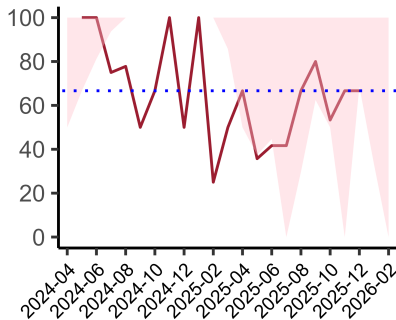
These plots represent patients who did NOT have an emergency laparotomy during Year 2025-26 Reporting Period 11 of NELA data collection. This version will be made publicly available via the NELA website. Feedback from participating hospitals is welcome.

NELA process and outcome measures



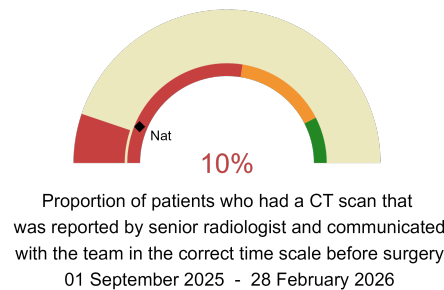
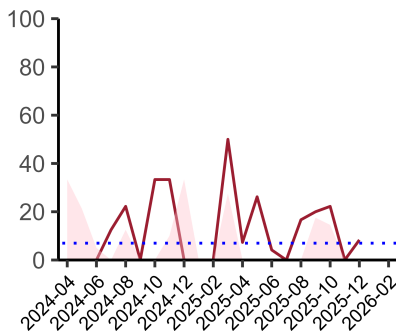
Risk documented prior to non-operative decision.

National mean 70%
Number of patients included 38
Data completeness 100%



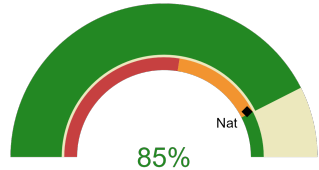
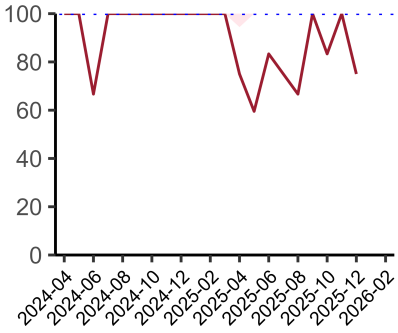
Formal assessment of frailty documented.

National mean 67%
Number of patients included 35
Data completeness 87%



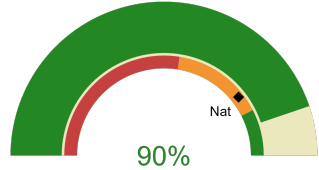
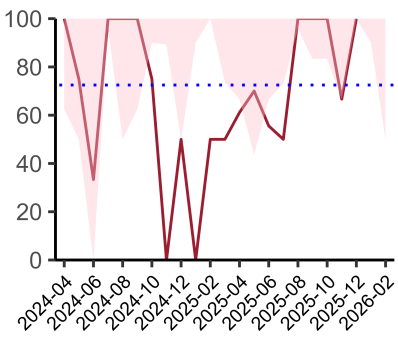
CT reported by a senior radiologist (ST3+) and communicated with the team in the correct time scale.

National mean 13%
Number of patients included 38
Data completeness 98%



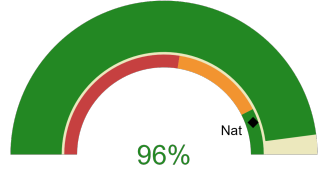
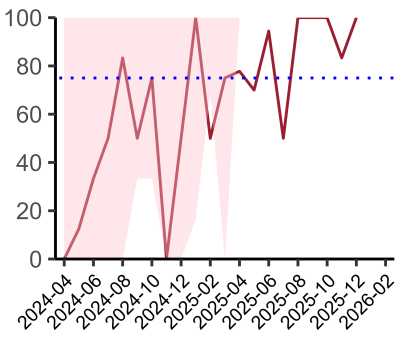
Proportion of patients in whom staff have proactively identified advance care plans to support the decision-making process.
01 September 2025 - 28 February 2026

Advance care plans to support the decision-making process.
National mean 84%
Number of patients included 38
Data completeness 87%



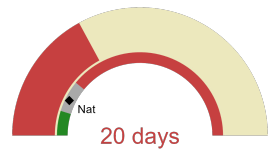
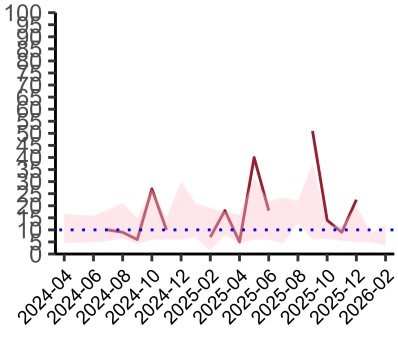
Proportion of patients who were recognised to be dying who have an individualised end-of-life care plan documented
01 September 2025 - 28 February 2026

Individualised end-of-life care plan documented for patients recognised to be dying.
National mean 79%
Number of patients included 24
Data completeness 87%



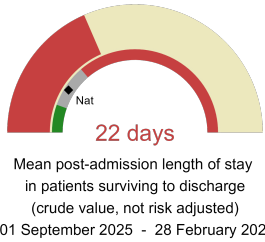
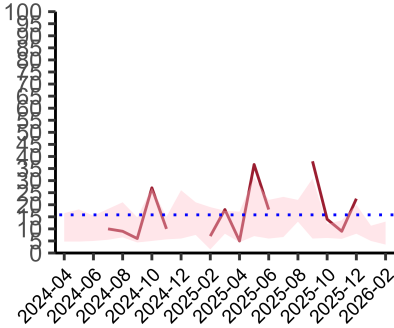
Proportion of patients who died in hospital, who received direct input by member of a palliative care team
01 September 2025 - 28 February 2026

Direct input by a member of a palliative care team for patients who have died in hospital.
National mean 89%
Number of patients included 24
Data completeness 87%



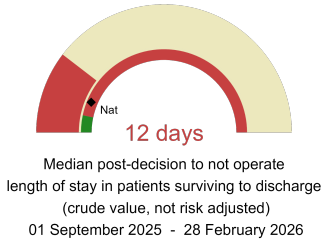
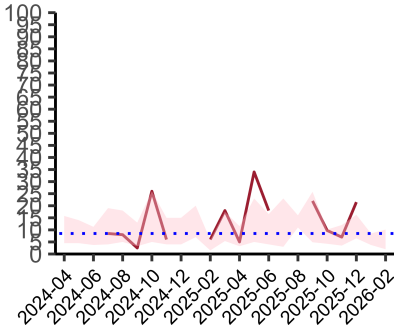
Median post-admission length of stay in patients surviving to discharge (crude value, not risk adjusted)
01 September 2025 - 28 February 2026

Median post-admission length of stay
National median 9 days
Number of patients included 11
Data completeness 100%



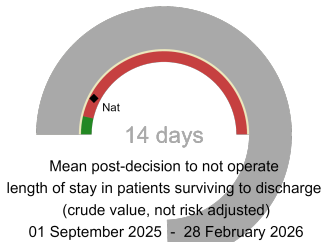
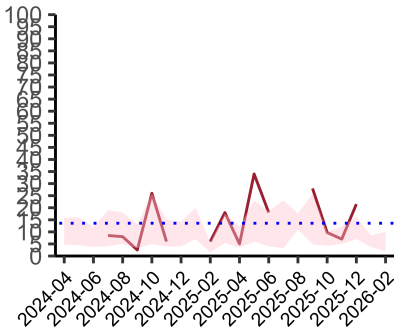
Mean post-admission length of stay

National mean 11 days
Number of patients included 11
Data completeness 100%



Median post-decision to not operate length of stay

National median 8 days
Number of patients included 11
Data completeness 100%



Mean post-decision to not operate length of stay

National mean 9 days
Number of patients included 11
Data completeness 100%

Integrated Care Board

Wales ICB comprises Morriston Hospital, Princess of Wales Hospital, Glan Clwyd District General Hospital, Wrexham Maelor Hospital, University Hospital Llandough, University Hospital of Wales, Prince Charles Hospital, Royal Glamorgan, Bronglais General Hospital, Glangwili General Hospital, Withybush General Hospital, Grange University Hospital.