

Explanatory Notes

All cases admitted to hospital between 01 May 2024 and 31 October 2024 have been included. Only cases where the necessary data are available have been included in the denominator for each individual analysis.

The results for process measures for which fewer than 10 cases have available data will not be reported. Instead value will be marked as 'Insufficient data'.

At ICB level, runcharts are compared to national quartiles.

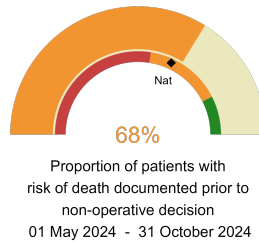
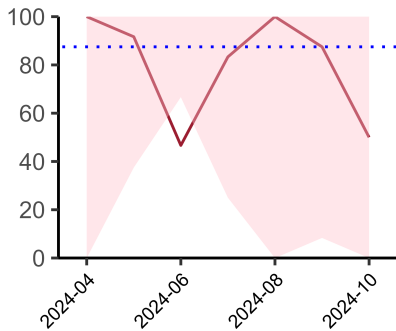


Northern Ireland

2024-25 Reporting Period 2: 01 May 2024 - 31 October 2024

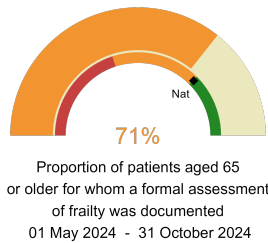
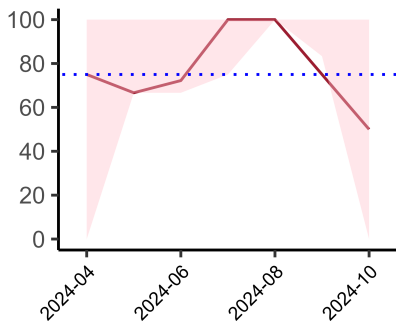
These plots represent patients who did NOT have an emergency laparotomy during Year 2024-25 Reporting Period 2 of NELA data collection. This version will be made publicly available via the NELA website. Feedback from participating hospitals is welcome.

NELA process and outcome measures



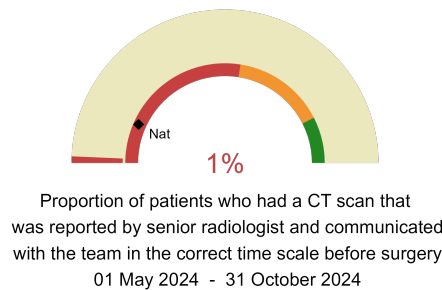
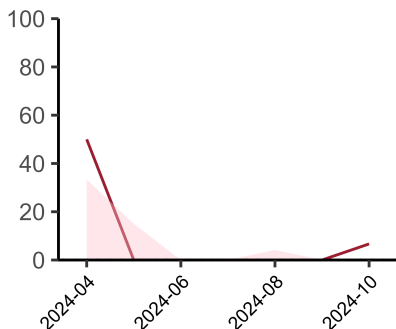
Risk documented prior to non-operative decision.

National mean 64%
Number of patients included 38
Data completeness 100%



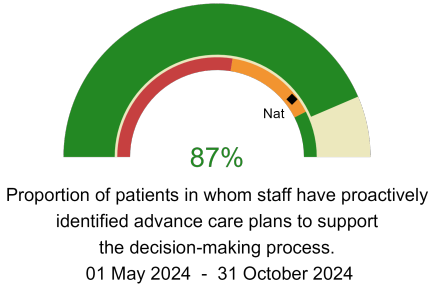
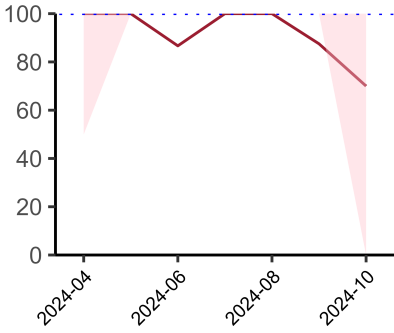
Formal assessment of frailty documented.

National mean 75%
Number of patients included 37
Data completeness 82%



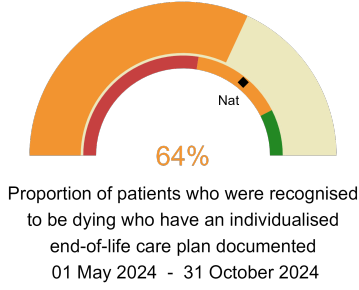
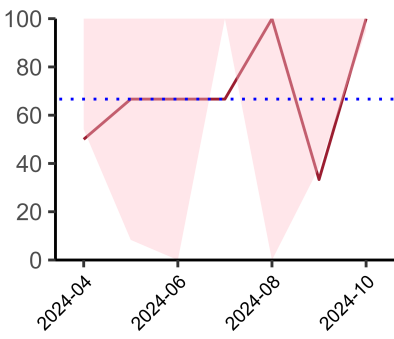
CT reported by a senior radiologist (ST3+) and communicated with the team in the correct time scale.

National mean 13%
Number of patients included 35
Data completeness 68%



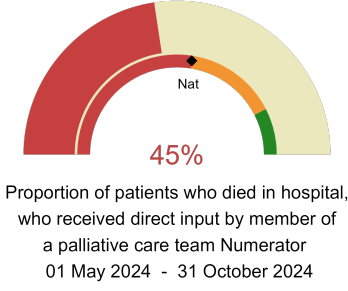
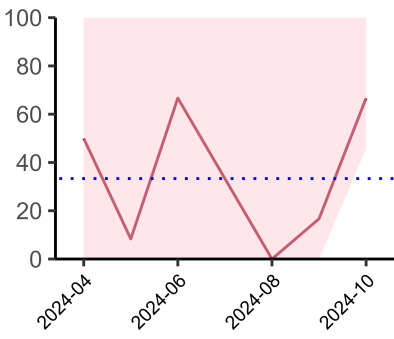
Advance care plans to support the decision-making process.

National mean 79%
Number of patients included 38
Data completeness 87%



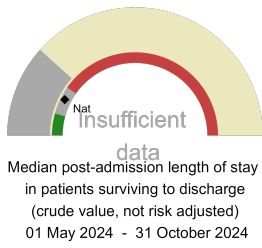
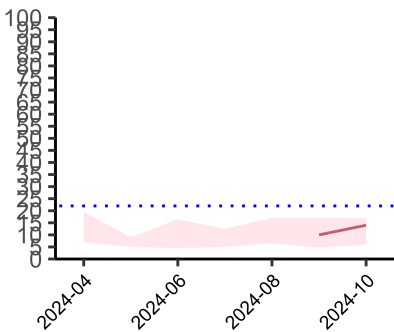
Individualised end-of-life care plan documented for patients recognised to be dying.

National mean 72%
Number of patients included 26
Data completeness 78%



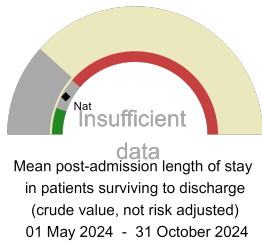
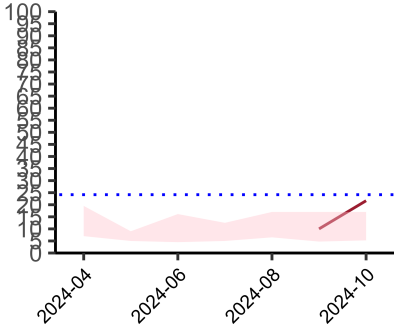
Direct input by a member of a palliative care team for patients who have died in hospital.

National mean 55%
Number of patients included 26
Data completeness 78%

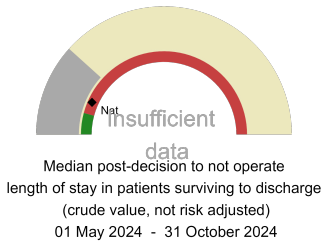
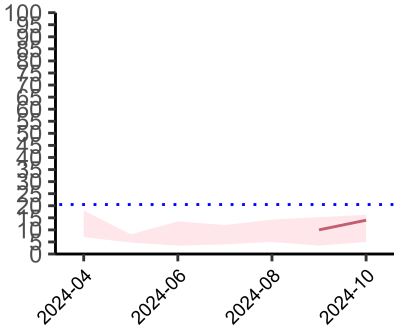


Median post-admission length of stay

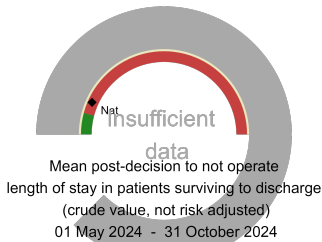
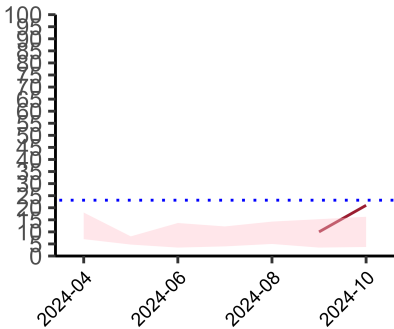
National median 9 days
Number of patients included 6
Data completeness 100%



Mean post-admission length of stay
National mean 10 days
Number of patients included 6
Data completeness 100%



Median post-decision to not operate length of stay
National median 8 days
Number of patients included 6
Data completeness 100%



Mean post-decision to not operate length of stay
National mean 8 days
Number of patients included 6
Data completeness 100%

Integrated Care Board

Northern Ireland ICB comprises Altnagelvin Hospital, Antrim Area Hospital, Causeway Hospital, Craigavon Area Hospital, Royal Victoria Hospital, Ulster Hospital.