

Explanatory Notes

All cases admitted to hospital between 01 March 2025 and 31 August 2025 have been included. Only cases where the necessary data are available have been included in the denominator for each individual analysis.

The results for process measures for which fewer than 10 cases have available data will not be reported. Instead value will be marked as 'Insufficient data'.

At ICB level, runcharts are compared to national quartiles.

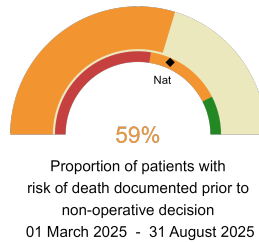
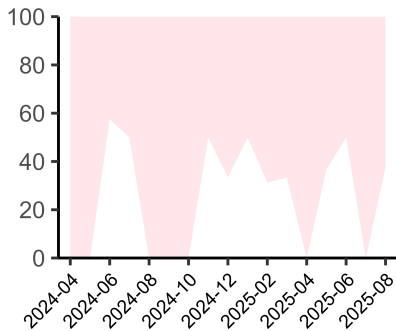


Northern Ireland

2025-26 Reporting Period 5: 01 March 2025 - 31 August 2025

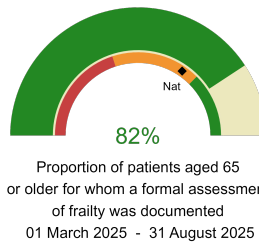
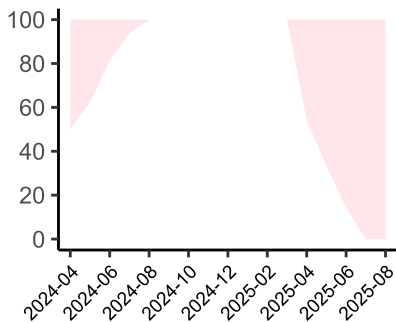
These plots represent patients who did NOT have an emergency laparotomy during Year 2025-26 Reporting Period 5 of NELA data collection. This version will be made publicly available via the NELA website. Feedback from participating hospitals is welcome.

NELA process and outcome measures



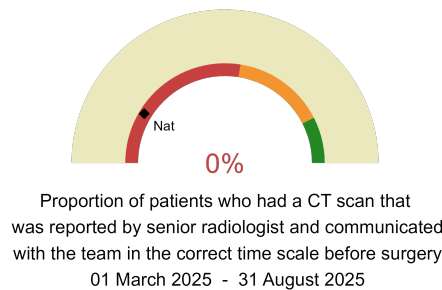
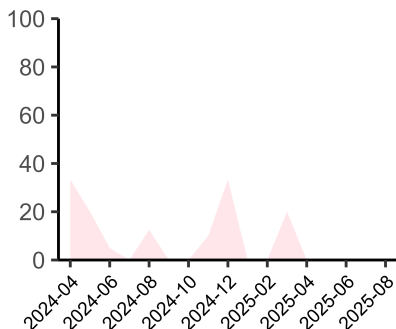
Risk documented prior to non-operative decision.

National mean 63%
Number of patients included 22
Data completeness 100%



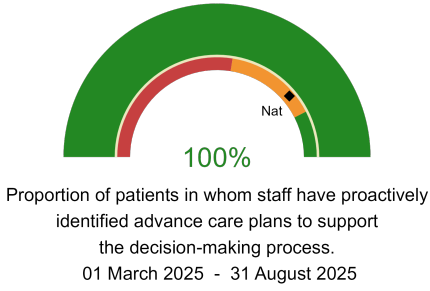
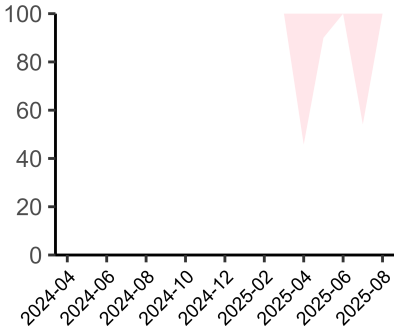
Formal assessment of frailty documented.

National mean 69%
Number of patients included 20
Data completeness 100%



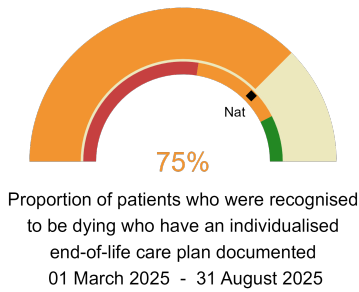
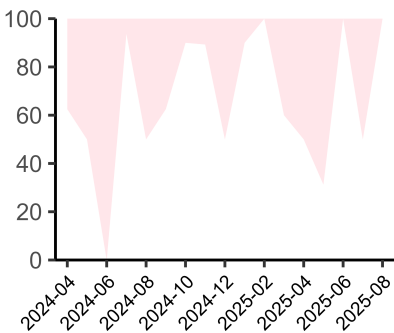
CT reported by a senior radiologist (ST3+) and communicated with the team in the correct time scale.

National mean 17%
Number of patients included 21
Data completeness 53%



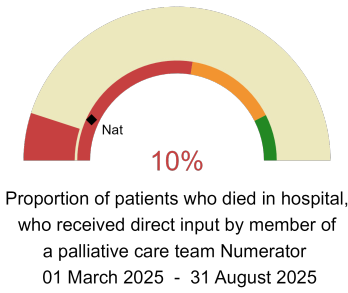
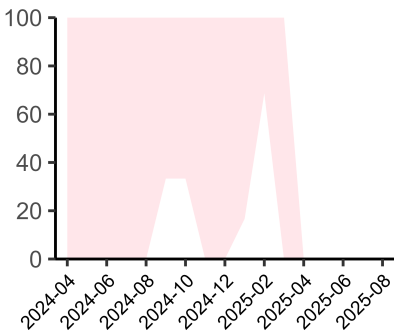
Advance care plans to support the decision-making process.

National mean 78%
Number of patients included 22
Data completeness 100%



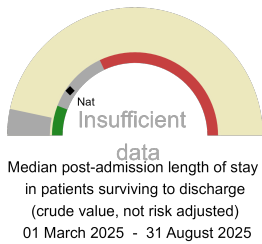
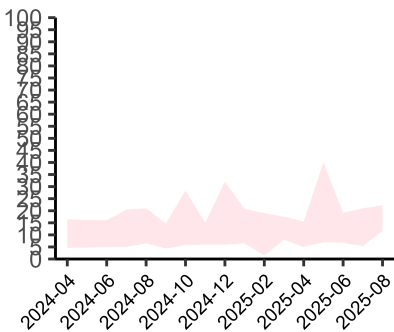
Individualised end-of-life care plan documented for patients recognised to be dying.

National mean 76%
Number of patients included 17
Data completeness 88%



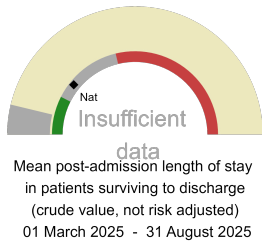
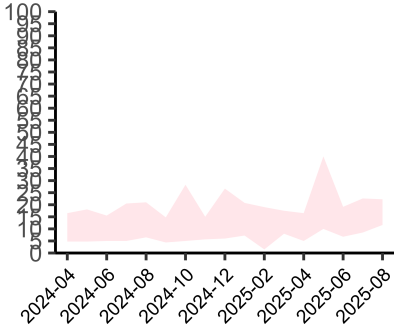
Direct input by a member of a palliative care team for patients who have died in hospital.

National mean 14%
Number of patients included 17
Data completeness 88%

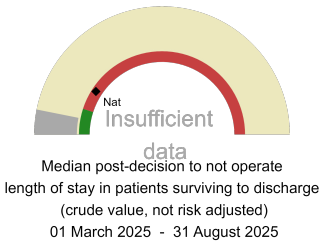
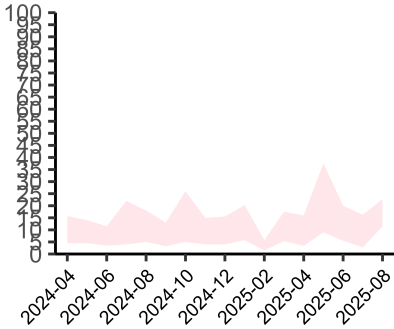


Median post-admission length of stay

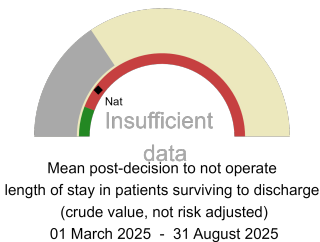
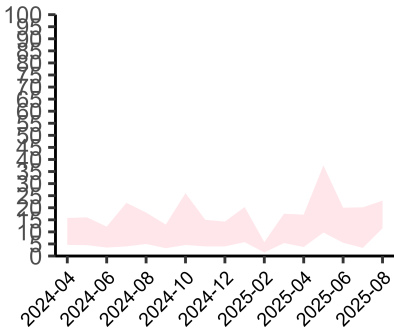
National median 12 days
Number of patients included 4
Data completeness 100%



Mean post-admission length of stay
National mean 13 days
Number of patients included 4
Data completeness 100%



Median post-decision to not operate length of stay
National median 11 days
Number of patients included 3
Data completeness 83%



Mean post-decision to not operate length of stay
National mean 12 days
Number of patients included 3
Data completeness 83%

Integrated Care Board

Northern Ireland ICB comprises Antrim Area Hospital, Altnagelvin Hospital, Causeway Hospital, Craigavon Area Hospital, Ulster Hospital, Royal Victoria Hospital.