

Explanatory Notes

All cases (locked and unlocked) admitted to hospital between 01 April 2024 and 30 September 2024 have been included. Only cases where the necessary data are available have been included in the denominator for each individual analysis.

At hospital level, runcharts are compared to hospitals within the same ICB.

The results for process measures for which fewer than 10 cases have available data will not be reported. Instead the value will be marked as 'Insufficient data'.

The NELA standards include a newly updated composite standard for CT Scanning and Reporting. The new standard is composed of three metrics: (1) the proportion of patients who had a CT scan that was reported by senior radiologist (ST3+), (2) the proportion of those reported within an hour or less of the scan, and (3) the proportion of those communicated between a senior radiologist (ST3+) and senior surgeon (ST3+) to discuss the CT findings.

NOTE: due to changes in database structure, time related metrics may be calculated even if a time (NOT date) stamp is not entered. When time is entered as "00:00" and the "Time not known" box is not ticked, this time-stamp will be used for the standard calculation and may negatively affect reported metrics. We would therefore request that every effort is made to enter the time-stamps for the following variables:

- Date and Time of admission to hospital (Q1.9),
- Date and time of CT scan (Q2.7d),
- Date and time CT scan was reported (Q2.7e),
- Date and time of first dose of antibiotics (Q2.10),
- Date and time arrival in theatre (Q4.1).

For better insight to how these standards have been structured, please refer to the **NELA standards document**.

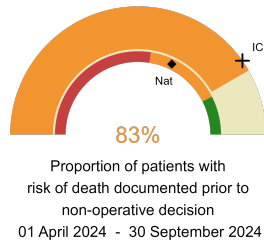
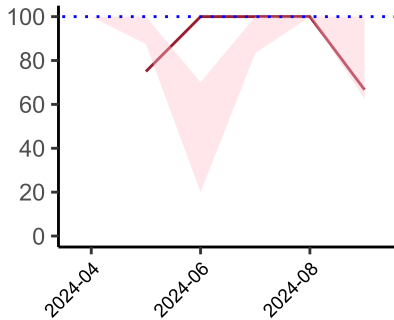


Antrim Area Hospital

2024-25 Reporting Period 1: 01 April 2024 - 30 September 2024

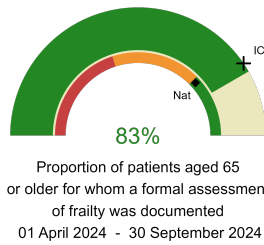
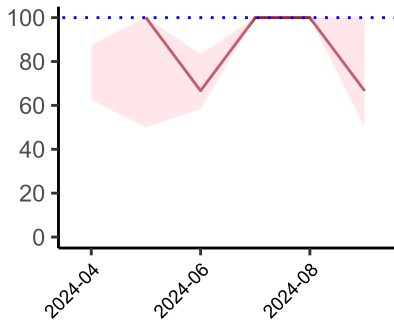
These plots represent patients who did NOT have an emergency laparotomy during Year 2024-25 Reporting Period 1 of NELA data collection. This version will be made publicly available via the NELA website. Feedback from participating hospitals is welcome.

NELA process and outcome measures



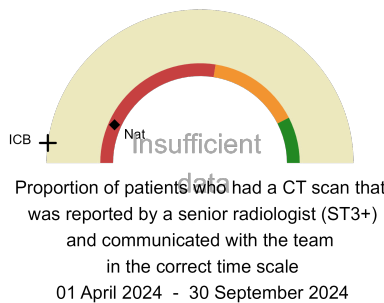
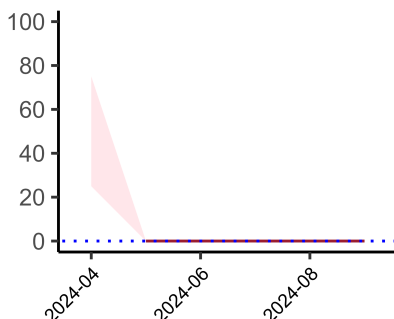
Risk documented prior to non-operative decision.

National mean 64%
ICB mean 80%
Number of patients included 12
Data completeness 100%



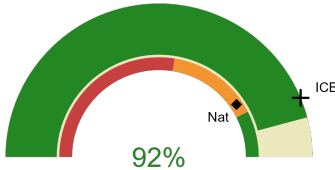
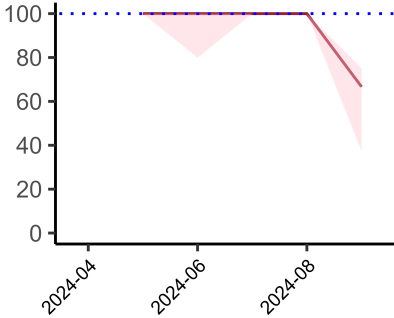
Formal assessment of frailty documented.

National mean 76%
ICB mean 81%
Number of patients included 12
Data completeness 92%



CT reported by a senior radiologist (ST3+) and communicated with the team in the correct time scale.

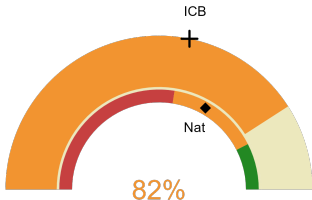
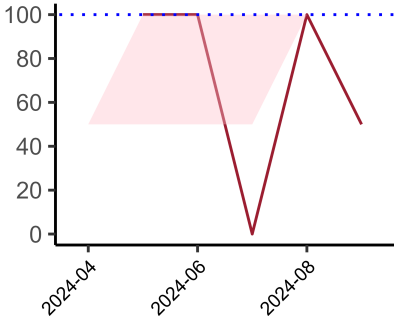
National mean 13%
ICB mean 4%
Number of patients included 9
Data completeness 33%



Proportion of patients in whom staff have proactively identified advance care plans to support the decision-making process.
01 April 2024 - 30 September 2024

Advance care plans to support the decision-making process.

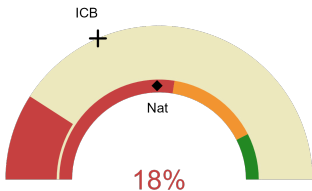
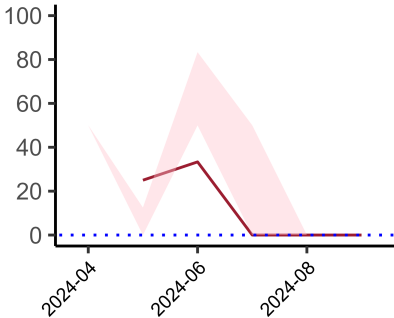
National mean 81%
ICB mean 87%
Number of patients included 12
Data completeness 92%



Proportion of patients who were recognised to be dying who have an individualised end-of-life care plan documented
01 April 2024 - 30 September 2024

Individualised end-of-life care plan documented for patients recognised to be dying.

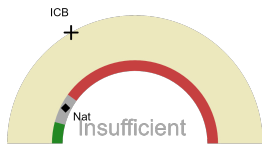
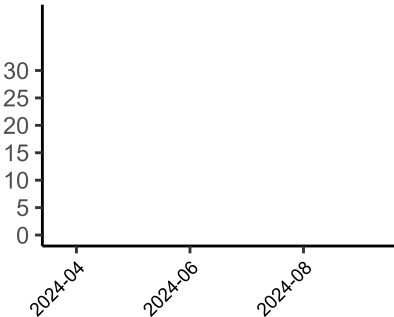
National mean 67%
ICB mean 56%
Number of patients included 11
Data completeness 92%



Proportion of patients who died in hospital, who received direct input by member of a palliative care team Numerator
01 April 2024 - 30 September 2024

Direct input by a member of a palliative care team for patients who have died in hospital.

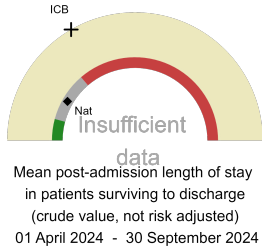
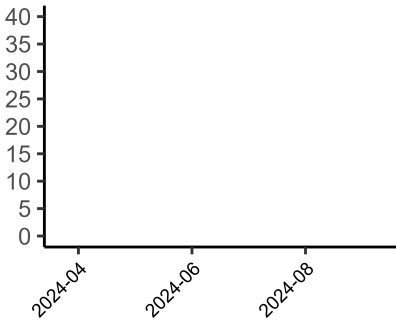
National mean 49%
ICB mean 37%
Number of patients included 11
Data completeness 92%



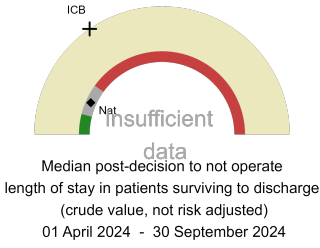
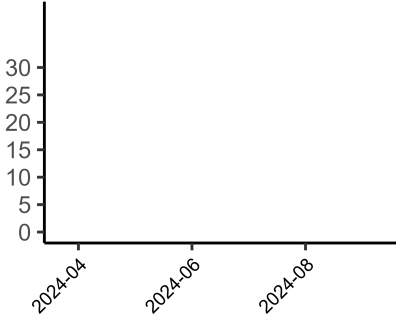
Median post-admission length of stay in patients surviving to discharge (crude value, not risk adjusted)
01 April 2024 - 30 September 2024

Median post-admission length of stay

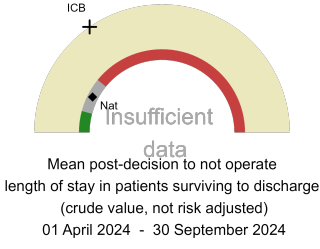
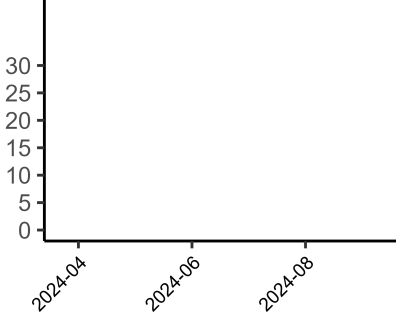
National median 9 days
ICB median 20 days
Number of patients included 0
Data completeness NaN%



Mean post-admission length of stay
National mean 10 days
ICB mean 20 days
Number of patients included 0
Data completeness NaN%



Median post-decision to not operate length of stay
National median 8 days
ICB median 18 days
Number of patients included 0
Data completeness NaN%



Mean post-decision to not operate length of stay
National median 8 days
ICB median 18 days
Number of patients included 0
Data completeness NaN%

Integrated Care Board

Antrim Area Hospital is part of the Northern Ireland ICB. This comprises Altnagelvin Hospital, Antrim Area Hospital, Causeway Hospital, Craigavon Area Hospital, Royal Victoria Hospital, Ulster Hospital.