

## Explanatory Notes

All cases (locked and unlocked) admitted to hospital between 01 September 2025 and 30 November 2025 have been included. Only cases where the necessary data are available have been included in the denominator for each individual analysis.

At hospital level, runcharts are compared to hospitals within the same ICB.

The results for process measures for which fewer than 10 cases have available data will not be reported. Instead the value will be marked as 'Insufficient data'.

## Mortality

This section defines three key mortality measures for the monthly report. In all cases we include only patients whose surgery-to-discharge interval (Q4.1 - Q7.8) is  $\leq 30$  days, and we exclude any with missing discharge status (Q7.7) or missing dates (Q4.1/Q7.8).

### 1. 30-Day Observed (Crude) Mortality Rate

Let

- $d$  = number of patients who **died** within 30 days of surgery,
- $N$  = total number of patients with known discharge status (alive, died, or still in hospital at 60 days).

Then the crude 30-day mortality rate (as a percentage) is

$$\text{Crude 30-day Mortality Rate} = \frac{d}{N} \times 100.$$

### 2. Standardised Mortality Ratio (SMR)

Let

- $O = d$  = observed deaths within 30 days,
- $E = \sum_i \text{RiskScore}_i$  = sum of individual parsimonious NELA mortality risk scores for all  $N$  patients.

The SMR is

$$\text{SMR} = \frac{O}{E}.$$

### 3. Risk-Adjusted Mortality

Combines the SMR with the **National** 30-day mortality rate for the examined three month period:

$$\text{Risk-Adjusted Mortality} = \text{SMR} \times (\text{National 30-day mortality}) \times 100.$$

For better insight to how these standards have been structured, please refer to the **NELA standards document**.

**Quarterly mean performance**



**Overall performance**



**Risk-adjusted mortality**

Rating boundaries are lower and upper 99.8% and 95% confidence limits



**Non-risk-adjusted measures**

Rating boundaries are lower and upper national quartiles

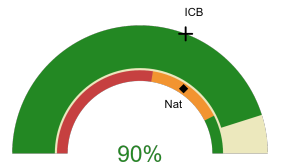


**Royal Bolton Hospital**

**2025-26 Reporting Period 8: 01 September 2025 - 30 November 2025**

These plots represent patients having an emergency laparotomy during Year 2025-26 Reporting Period 8 of NELA data collection. This version will be made publicly available via the NELA website. Feedback from participating hospitals is welcome.

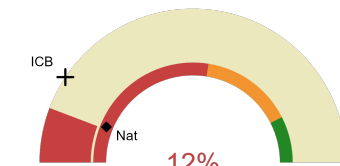
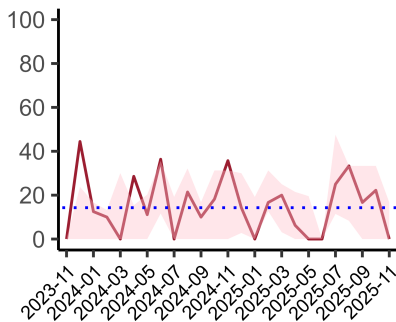
**NELA process and outcome measures**



Estimated case ascertainment  
01 September 2025 - 30 November 2025

**Estimated case ascertainment  
(Based on HES/PEDW Data)**

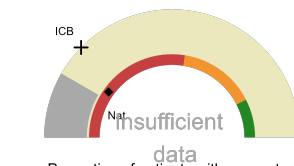
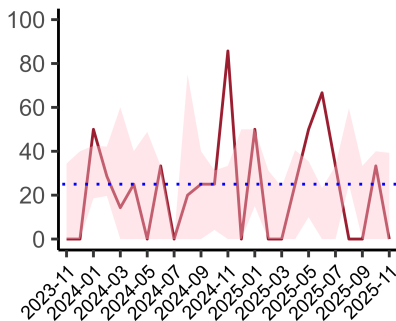
Expected number of cases 41  
Total cases entered 37  
Cases locked 37  
Cases unlocked 0



Proportion of patients who had a CT scan that was reported by a senior radiologist (ST3+) and communicated with the team in the correct time scale before surgery  
01 September 2025 - 30 November 2025

**CT reported by a senior radiologist (ST3+) and communicated with the team in the correct time scale before surgery.**

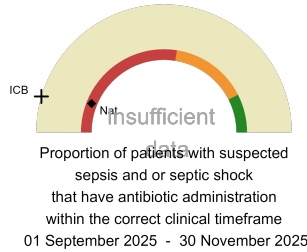
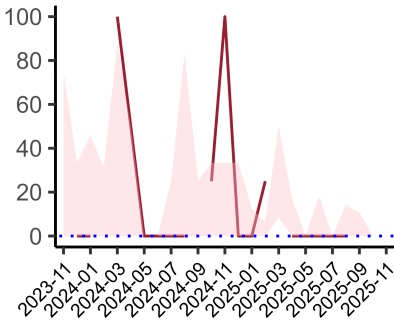
National mean 12%  
ICB mean 19%  
Number of patients included 26  
Data completeness 100%



Proportion of patients with suspected sepsis or infection that have antibiotic administration within the correct clinical timeframe  
01 September 2025 - 30 November 2025

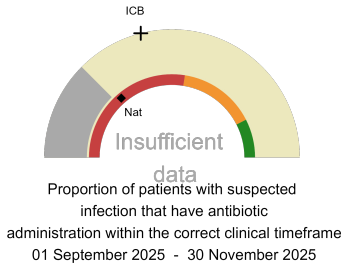
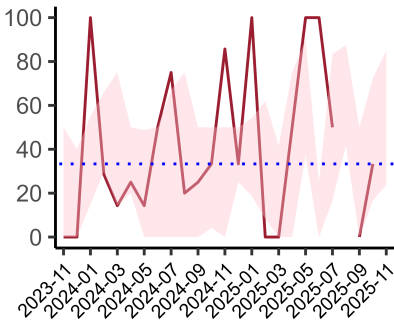
**Combined Infection management standard - antibiotic administration within the correct clinical timeframe**

National mean 20%  
ICB mean 25%  
Number of patients included 6  
Data completeness 100%



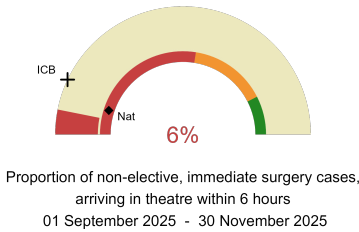
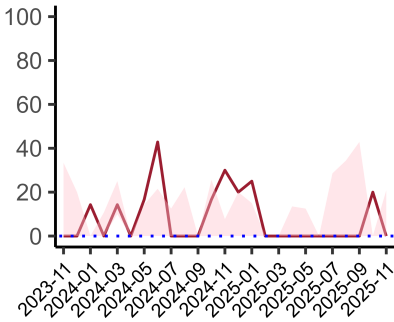
**Sepsis/septic shock - antibiotic administration within the correct clinical timeframe**

National mean 12%  
ICB mean 9%  
Number of patients included 2  
Data completeness 100%



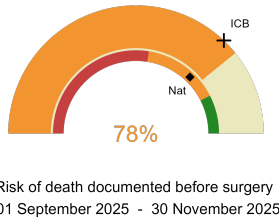
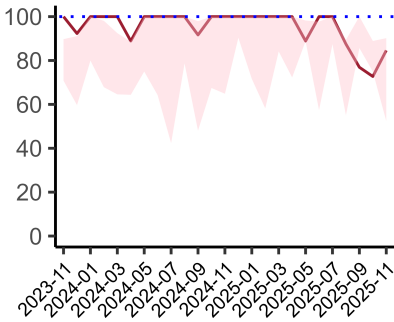
**Infection - antibiotic administration within the correct clinical timeframe**

National mean 27%  
ICB mean 42%  
Number of patients included 4  
Data completeness 67%



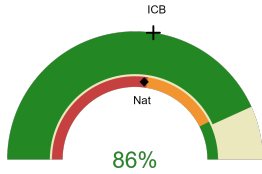
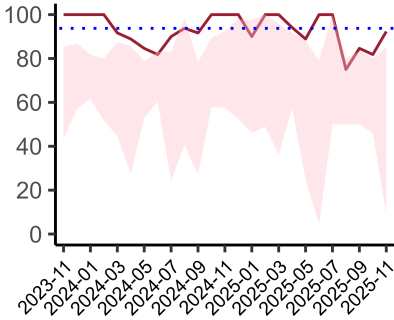
**Non-elective, immediate surgery cases, arriving in theatre within 6 hours.**

National mean 10%  
ICB mean 14%  
Number of patients included 16  
Data completeness 100%



**Risk documented before surgery**

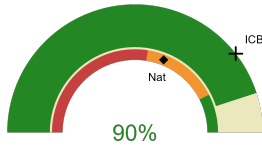
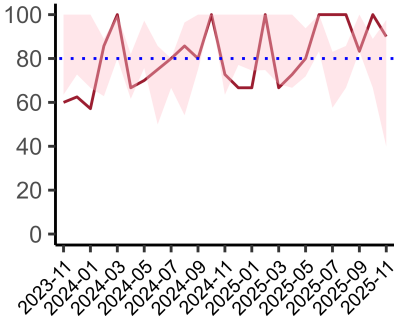
National mean 74%  
ICB mean 74%  
Number of patients included 37  
Data completeness 100%



Risk of death documented after surgery  
01 September 2025 - 30 November 2025

**Risk documented after surgery**

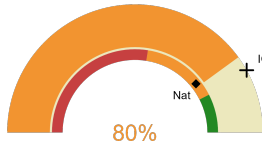
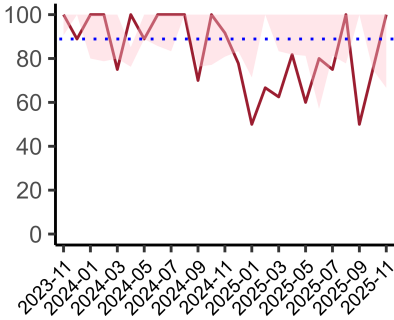
National mean 54%  
ICB mean 55%  
Number of patients included 37  
Data completeness 100%



Admitted to critical care following surgery when the risk of death  $\geq$  5% (Excludes patients who died in theatre or with a decision to palliate)  
01 September 2025 - 30 November 2025

**Admitted to Critical Care (risk of death  $\geq$  5%)**

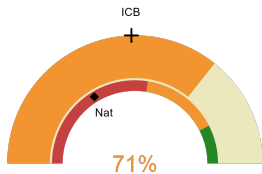
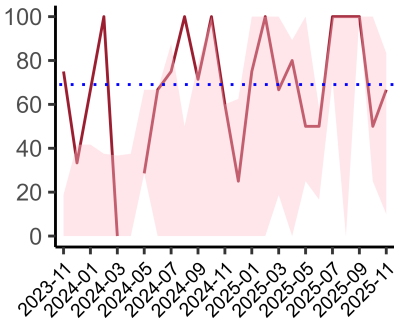
National mean 62%  
ICB mean 79%  
Number of patients included 20  
Data completeness 100%



Consultant surgeon and anaesthetist present in theatre when risk of death  $\geq$  5%  
01 September 2025 - 30 November 2025

**Consultant Anaesthetist & Consultant Surgeon in theatre (risk of death  $\geq$  5%)**

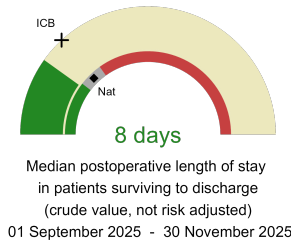
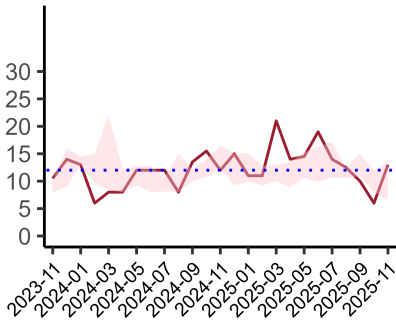
National mean 79%  
ICB mean 84%  
Number of patients included 20  
Data completeness 74%



Perioperative assessment by a care of the older person specialist  
01 September 2025 - 30 November 2025

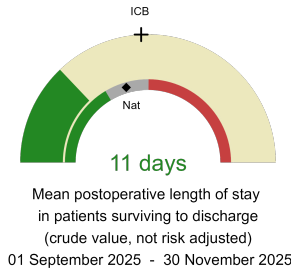
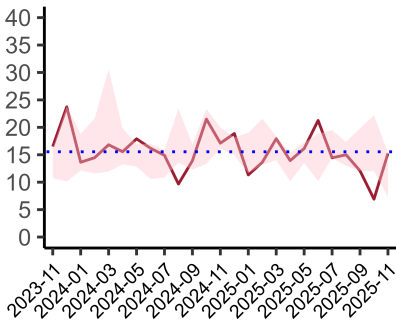
**Perioperative Assessment by a member of the geriatrician-led multidisciplinary team for patient aged 65 or over and frail (CFS  $\geq$  5) or 80+**

National mean 33%  
ICB mean 49%  
Number of patients included 14  
Data completeness 100%



**Median postoperative length of stay**

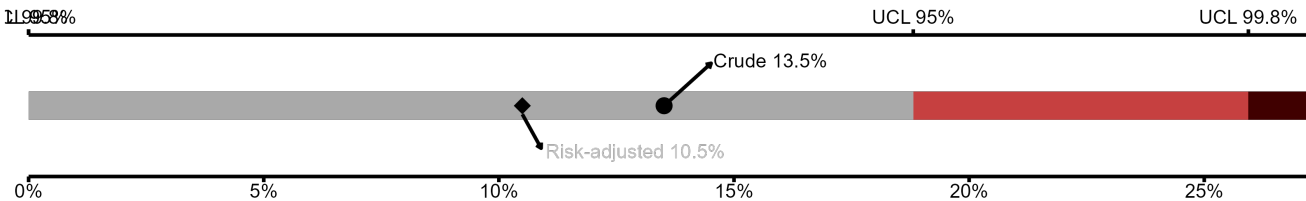
National median 11 days  
ICB median 11 days  
Number of patients included 32  
Data completeness 100%



**Mean postoperative length of stay**

National mean 15 days  
ICB mean 18 days  
Number of patients included 32  
Data completeness 100%

**Risk-Adjusted Mortality**



Number of patients included 37 | 30-day risk-adjusted mortality rate 10.5% | National 30-day mortality rate 7.8%

**Integrated Care Board**

Royal Bolton Hospital is part of the NHS Greater Manchester Integrated Care Board ICB. This comprises Salford Royal Hospital, Stepping Hill Hospital, Tameside General Hospital, The Christie, The Royal Oldham Hospital, North Manchester General Hospital, Wythenshawe Hospital, Royal Albert Edward Infirmary, Manchester Royal Infirmary, Royal Bolton Hospital.