

Explanatory Notes

All cases (locked and unlocked) admitted to hospital between 01 July 2024 and 30 September 2024 have been included. Only cases where the necessary data are available have been included in the denominator for each individual analysis.

At hospital level, runcharts are compared to hospitals within the same ICB.

The results for process measures for which fewer than 10 cases have available data will not be reported. Instead the value will be marked as 'Insufficient data'.

The NELA standards include a newly updated composite standard for CT Scanning and Reporting. The new standard is composed of three metrics: (1) the proportion of patients who had a CT scan that was reported by senior radiologist (ST3+), (2) the proportion of those reported within an hour or less of the scan, and (3) the proportion of those communicated preoperatively between a senior radiologist (ST3+) and senior surgeon (ST3+) to discuss the CT findings.

NOTE: due to changes in database structure, time related metrics may be calculated even if a time (NOT date) stamp is not entered. When time is entered as "00:00" and the "Time not known" box is not ticked, this time-stamp will be used for the standard calculation and may negatively affect reported metrics. We would therefore request that every effort is made to enter the time-stamps for the following variables:

- Date and Time of admission to hospital (Q1.9),
- Date and time of CT scan (Q2.7d),
- Date and time CT scan was reported (Q2.7e),
- Date and time of first dose of antibiotics (Q2.10),
- Date and time arrival in theatre (Q4.1).

For better insight to how these standards have been structured, please refer to the **NELA standards document**.

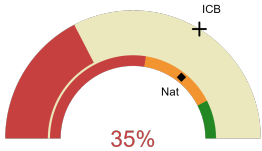


Kettering General Hospital

2024-25 Reporting Period 4: 01 July 2024 - 30 September 2024

These plots represent patients having an emergency laparotomy during Year 2024-25 Reporting Period 4 of NELA data collection. This version will be made publicly available via the NELA website. Feedback from participating hospitals is welcome.

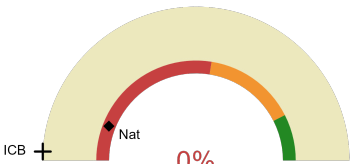
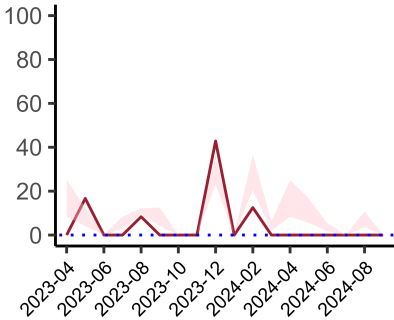
NELA process and outcome measures



Estimated case ascertainment
01 July 2024 - 30 September 2024

**Estimated case ascertainment
(Based on HES/PEDW Data)**

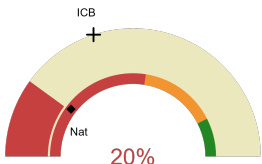
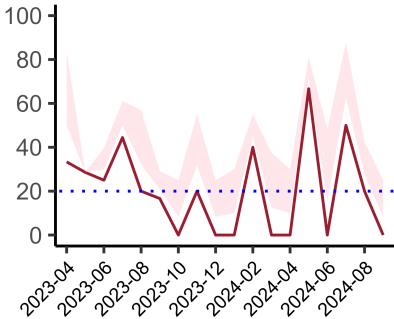
Expected number of cases 46
Total cases entered 16
Cases locked 0
Cases unlocked 16



Proportion of patients who had a CT scan that was reported by a senior radiologist (ST3+) and communicated with the team in the correct time scale before surgery
01 July 2024 - 30 September 2024

CT reported by a senior radiologist (ST3+) and communicated with the team in the correct time scale before surgery.

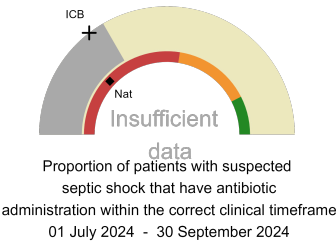
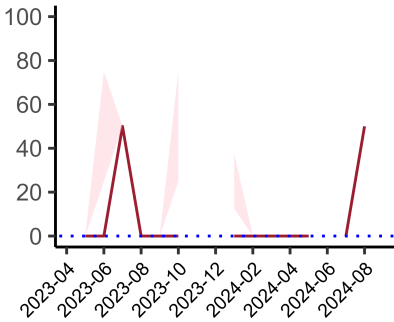
National mean 12%
ICB mean 2%
Number of patients included 14
Data completeness 100%



Proportion of patients with suspected sepsis or infection that have antibiotic administration within the correct clinical timeframe
01 July 2024 - 30 September 2024

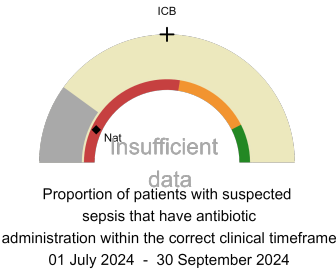
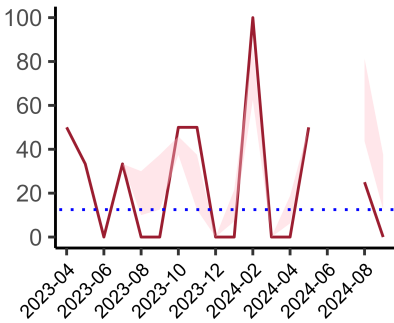
Combined Infection management standard - antibiotic administration within the correct clinical timeframe

National mean 21%
ICB mean 40%
Number of patients included 10
Data completeness 100%



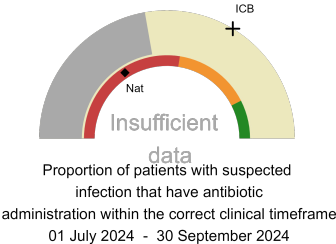
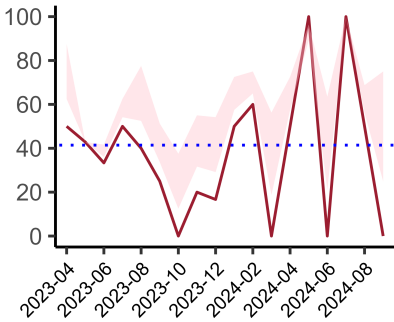
Septic Shock - antibiotic administration within the correct clinical timeframe

National mean 24%
ICB mean 29%
Number of patients included 3
Data completeness 100%



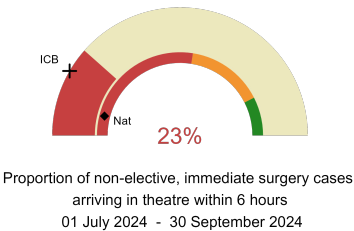
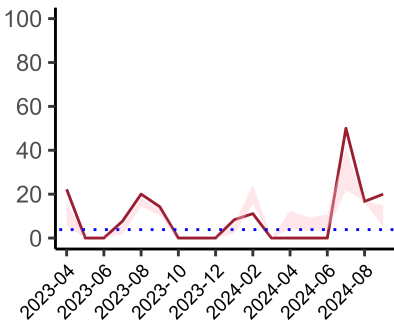
Sepsis - antibiotic administration within the correct clinical timeframe

National mean 14%
ICB mean 50%
Number of patients included 5
Data completeness 100%



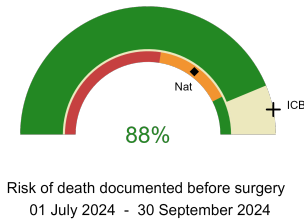
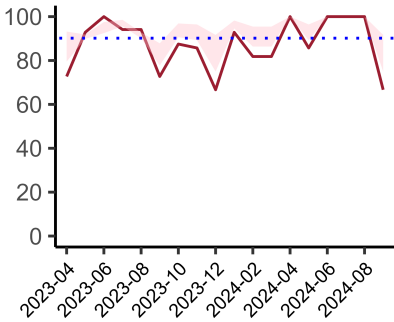
Infection - antibiotic administration within the correct clinical timeframe

National mean 32%
ICB mean 67%
Number of patients included 9
Data completeness 100%



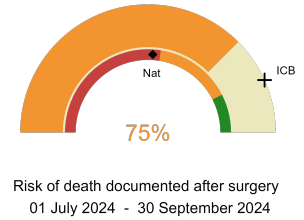
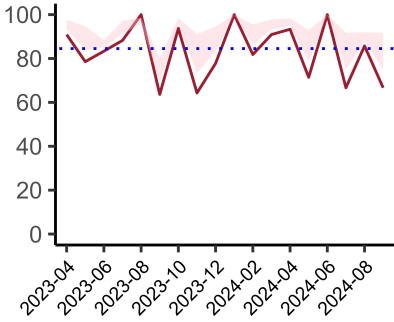
Non-elective, immediate surgery cases, arriving in theatre within 6 hours.

National mean 8%
ICB mean 17%
Number of patients included 13
Data completeness 100%



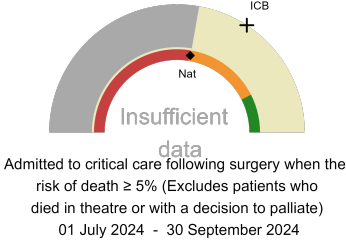
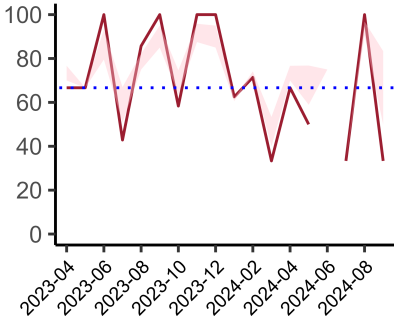
Risk documented before surgery

National mean 70%
ICB mean 94%
Number of patients included 16
Data completeness 100%



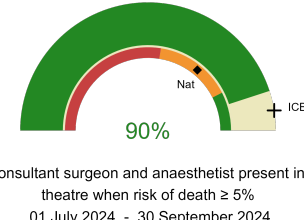
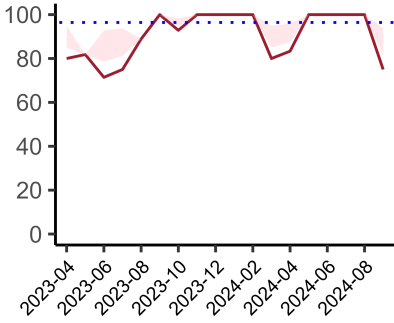
Risk documented after surgery

National mean 52%
ICB mean 87%
Number of patients included 16
Data completeness 100%



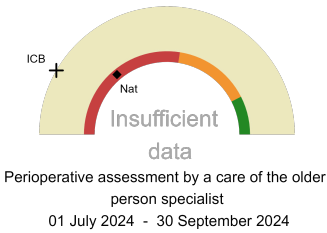
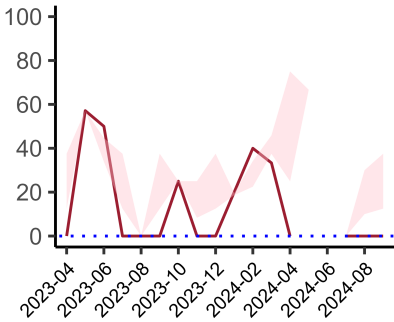
Admitted to Critical Care (risk of death \geq 5%)

National mean 55%
ICB mean 68%
Number of patients included 9
Data completeness 100%



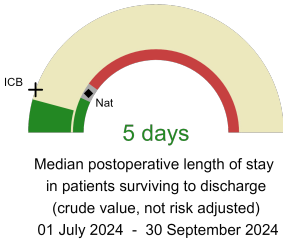
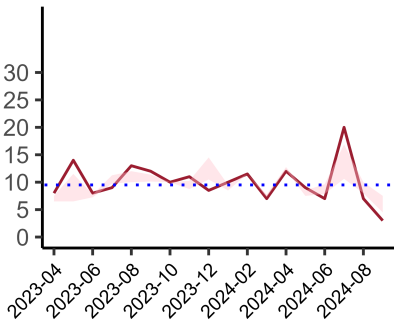
Consultant Anaesthetist & Consultant Surgeon in theatre (risk of death \geq 5%)

National mean 72%
ICB mean 95%
Number of patients included 10
Data completeness 83%



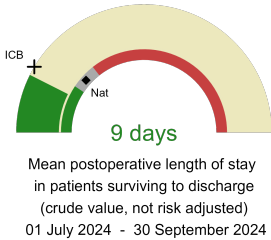
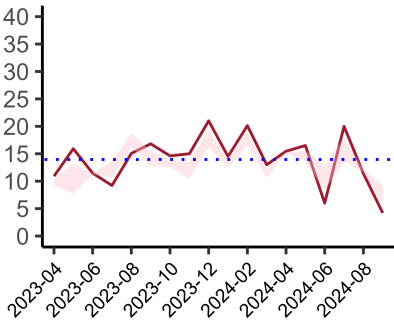
Perioperative Assessment by a member of the geriatrician-led multidisciplinary team for patient aged 65 or over and frail (CFS ≥ 5) or 80+

National mean 28%
ICB mean 17%
Number of patients included 3
Data completeness 100%



Median postoperative length of stay

National median 10 days
ICB median 6 days
Number of patients included 11
Data completeness 100%



Mean postoperative length of stay

National mean 14 days
ICB mean 10 days
Number of patients included 11
Data completeness 100%

Integrated Care Board

Kettering General Hospital is part of the NHS Northamptonshire Integrated Care Board ICB. This comprises Northampton General Hospital, Kettering General Hospital.