

**Explanatory Notes**

All cases (locked and unlocked) admitted to hospital between 01 December 2024 and 28 February 2025 have been included. Only cases where the necessary data are available have been included in the denominator for each individual analysis.

At hospital level, runcharts are compared to hospitals within the same ICB.

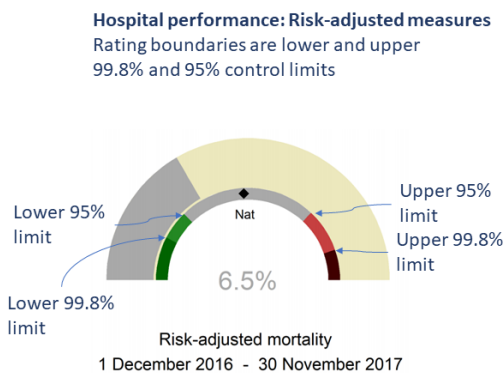
The results for process measures for which fewer than 10 cases have available data will not be reported. Instead the value will be marked as 'Insufficient data'.

The NELA standards include a newly updated composite standard for CT Scanning and Reporting. The new standard is composed of three metrics: (1) the proportion of patients who had a CT scan that was reported by senior radiologist (ST3+), (2) the proportion of those reported within an hour or less of the scan, and (3) the proportion of those communicated preoperatively between a senior radiologist (ST3+) and senior surgeon (ST3+) to discuss the CT findings.

*NOTE:* due to changes in database structure, time related metrics may be calculated even if a time (NOT date) stamp is not entered. When time is entered as "00:00" and the "Time not known" box is not ticked, this time-stamp will be used for the standard calculation and may negatively affect reported metrics. We would therefore request that every effort is made to enter the time-stamps for the following variables:

- Date and Time of admission to hospital (Q1.9),
- Date and time of CT scan (Q2.7d),
- Date and time CT scan was reported (Q2.7e),
- Date and time of first dose of antibiotics (Q2.10),
- Date and time arrival in theatre (Q4.1).

For better insight to how these standards have been structured, please refer to the **NELA standards document**.

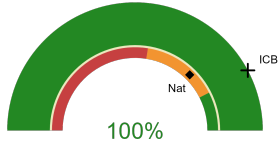


**Royal Blackburn Hospital**

**2024-25 Reporting Period 9: 01 December 2024 - 28 February 2025**

These plots represent patients having an emergency laparotomy during Year 2024-25 Reporting Period 9 of NELA data collection. This version will be made publicly available via the NELA website. Feedback from participating hospitals is welcome.

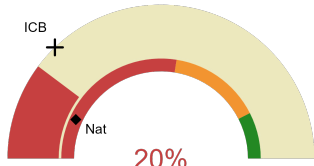
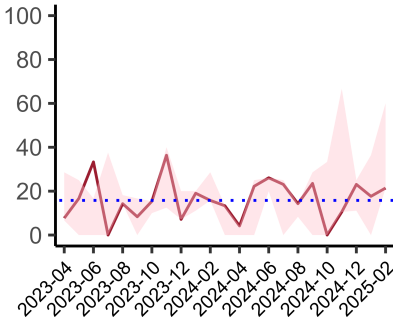
**NELA process and outcome measures**



Estimated case ascertainment  
01 December 2024 - 28 February 2025

**Estimated case ascertainment  
(Based on HES/PEDW Data)**

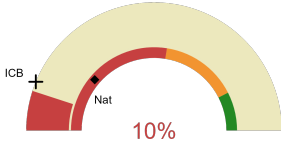
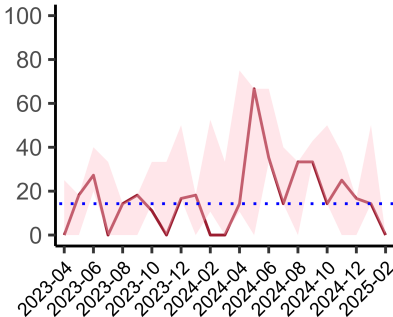
Expected number of cases 52  
Total cases entered 61  
Cases locked 37  
Cases unlocked 24



Proportion of patients who had a CT scan that was reported by a senior radiologist (ST3+) and communicated with the team in the correct time scale before surgery  
01 December 2024 - 28 February 2025

**CT reported by a senior radiologist (ST3+) and communicated with the team in the correct time scale before surgery.**

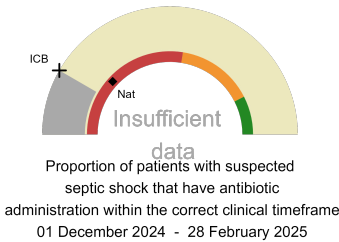
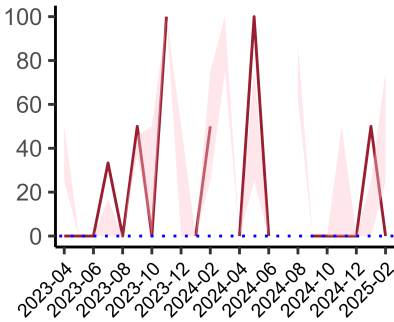
National mean 14%  
ICB mean 26%  
Number of patients included 44  
Data completeness 98%



Proportion of patients with suspected sepsis or infection that have antibiotic administration within the correct clinical timeframe  
01 December 2024 - 28 February 2025

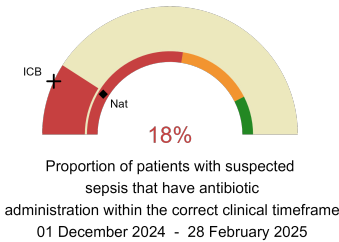
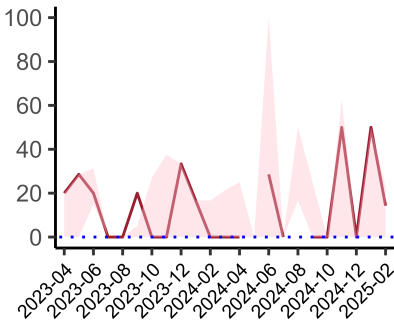
**Combined Infection management standard - antibiotic administration within the correct clinical timeframe**

National mean 23%  
ICB mean 12%  
Number of patients included 20  
Data completeness 71%



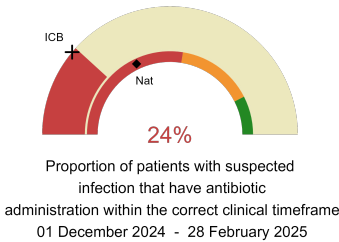
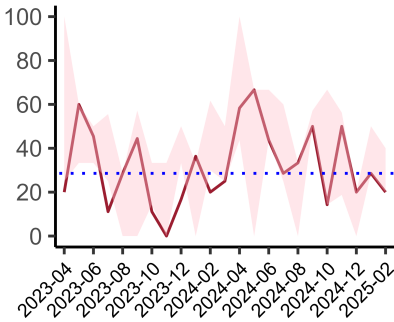
**Septic Shock - antibiotic administration within the correct clinical timeframe**

National mean 24%  
ICB mean 17%  
Number of patients included 6  
Data completeness 43%



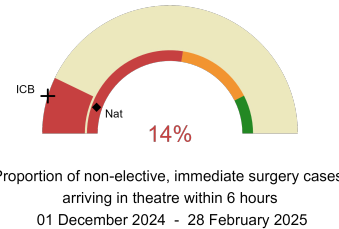
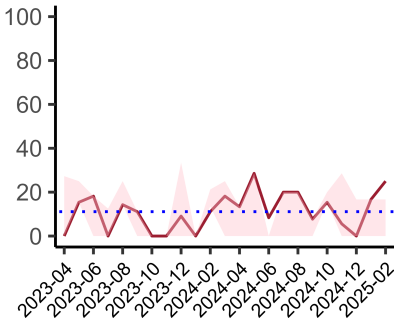
**Sepsis - antibiotic administration within the correct clinical timeframe**

National mean 17%  
ICB mean 14%  
Number of patients included 11  
Data completeness 55%



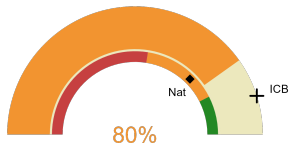
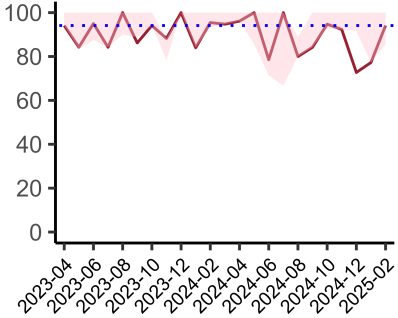
**Infection - antibiotic administration within the correct clinical timeframe**

National mean 36%  
ICB mean 22%  
Number of patients included 17  
Data completeness 68%



**Non-elective, immediate surgery cases, arriving in theatre within 6 hours.**

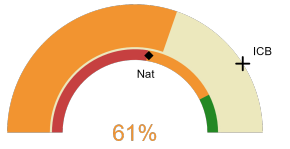
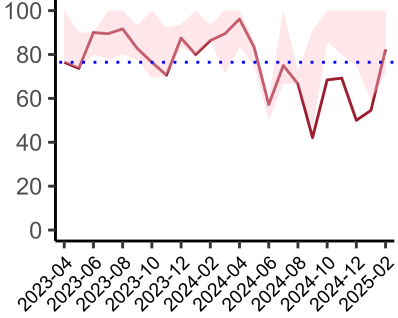
National mean 11%  
ICB mean 9%  
Number of patients included 35  
Data completeness 100%



Risk of death documented before surgery  
01 December 2024 - 28 February 2025

**Risk documented before surgery**

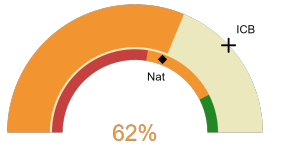
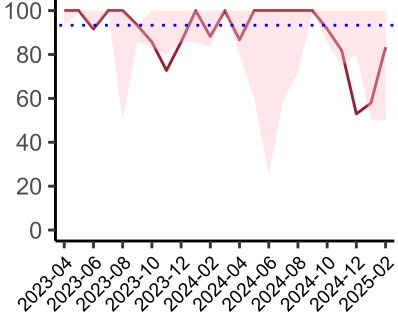
National mean 75%  
ICB mean 90%  
Number of patients included 61  
Data completeness 100%



Risk of death documented after surgery  
01 December 2024 - 28 February 2025

**Risk documented after surgery**

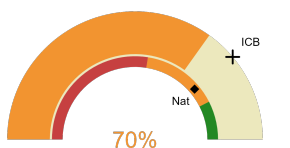
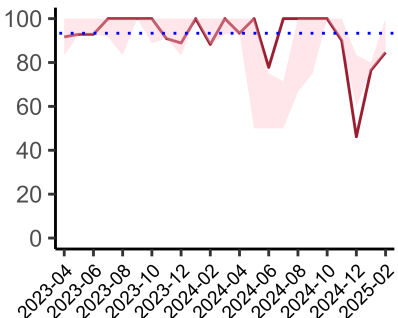
National mean 56%  
ICB mean 82%  
Number of patients included 61  
Data completeness 100%



Admitted to critical care following surgery when the risk of death  $\geq$  5% (Excludes patients who died in theatre or with a decision to palliate)  
01 December 2024 - 28 February 2025

**Admitted to Critical Care (risk of death  $\geq$  5%)**

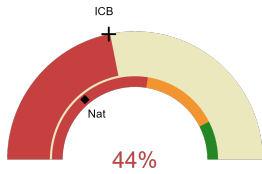
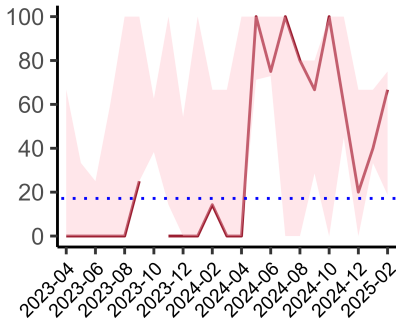
National mean 61%  
ICB mean 76%  
Number of patients included 48  
Data completeness 100%



Consultant surgeon and anaesthetist present in theatre when risk of death  $\geq$  5%  
01 December 2024 - 28 February 2025

**Consultant Anaesthetist & Consultant Surgeon in theatre (risk of death  $\geq$  5%)**

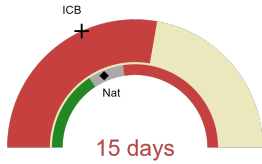
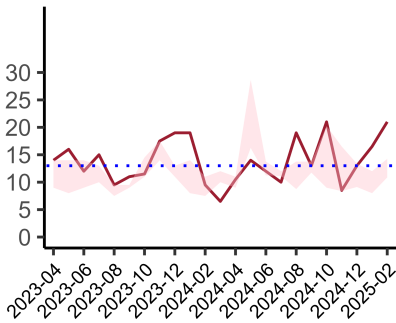
National mean 78%  
ICB mean 78%  
Number of patients included 43  
Data completeness 84%



Perioperative assessment by a care of the older person specialist  
01 December 2024 - 28 February 2025

**Perioperative Assessment by a member of the geriatrician-led multidisciplinary team for patient aged 65 or over and frail (CFS ≥ 5) or 80+**

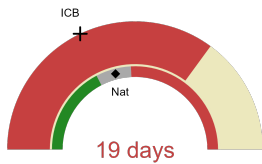
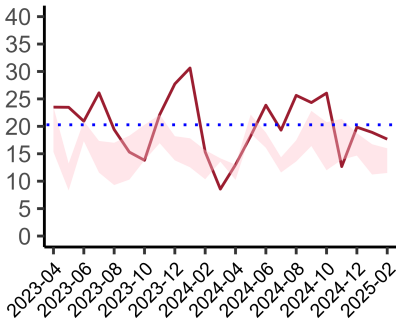
National mean 28%  
ICB mean 43%  
Number of patients included 16  
Data completeness 64%



Median postoperative length of stay in patients surviving to discharge (crude value, not risk adjusted)  
01 December 2024 - 28 February 2025

**Median postoperative length of stay**

National median 10 days  
ICB median 10 days  
Number of patients included 32  
Data completeness 100%



Mean postoperative length of stay in patients surviving to discharge (crude value, not risk adjusted)  
01 December 2024 - 28 February 2025

**Mean postoperative length of stay**

National mean 15 days  
ICB mean 13 days  
Number of patients included 32  
Data completeness 100%

**Integrated Care Board**

Royal Blackburn Hospital is part of the NHS Lancashire And South Cumbria Integrated Care Board ICB. This comprises Blackpool Victoria Hospital, Royal Lancaster Infirmary, Furness General Hospital, Royal Preston Hospital, Royal Blackburn Hospital.