

Explanatory Notes

All cases (locked and unlocked) admitted to hospital between 01 February 2025 and 30 April 2025 have been included. Only cases where the necessary data are available have been included in the denominator for each individual analysis.

At hospital level, runcharts are compared to hospitals within the same ICB.

The results for process measures for which fewer than 10 cases have available data will not be reported. Instead the value will be marked as 'Insufficient data'.

Mortality

This section defines three key mortality measures for the monthly report. In all cases we include only patients whose surgery-to-discharge interval (Q4.1 - Q7.8) is ≤ 30 days, and we exclude any with missing discharge status (Q7.7) or missing dates (Q4.1/Q7.8).

1. 30-Day Observed (Crude) Mortality Rate

- Let
- d = number of patients who **died** within 30 days of surgery,
 - N = total number of patients with known discharge status (alive, died, or still in hospital at 60 days).

Then the crude 30-day mortality rate (as a percentage) is

$$\text{Crude 30-day Mortality Rate} = \frac{d}{N} \times 100.$$

2. Standardised Mortality Ratio (SMR)

- Let
- $O = d$ = observed deaths within 30 days,
 - $E = \sum_i \text{RiskScore}_i$ = sum of individual parsimonious NELA mortality risk scores for all N patients.

The SMR is

$$\text{SMR} = \frac{O}{E}.$$

3. Risk-Adjusted Mortality

Combines the SMR with the **National** 30-day mortality rate for the examined three month period:

$$\text{Risk-Adjusted Mortality} = \text{SMR} \times (\text{National 30-day mortality}) \times 100.$$

For better insight to how these standards have been structured, please refer to the **NELA standards document**.

Quarterly mean performance



Overall performance



Risk-adjusted mortality

Rating boundaries are lower and upper 99.8% and 95% confidence limits



Non-risk-adjusted measures

Rating boundaries are lower and upper national quartiles

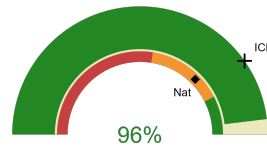


Royal Blackburn Hospital

2025-26 Reporting Period 1: 01 February 2025 - 30 April 2025

These plots represent patients having an emergency laparotomy during Year 2025-26 Reporting Period 1 of NELA data collection. This version will be made publicly available via the NELA website. Feedback from participating hospitals is welcome.

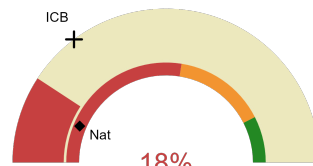
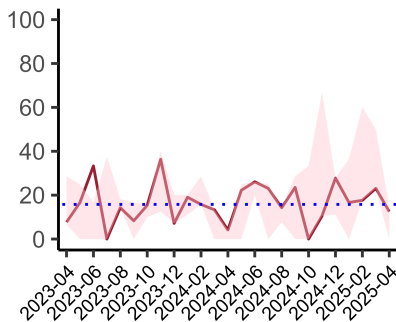
NELA process and outcome measures



Estimated case ascertainment
01 February 2025 - 30 April 2025

**Estimated case ascertainment
(Based on HES/PEDW Data)**

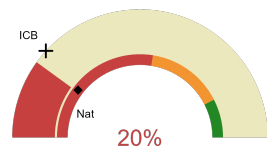
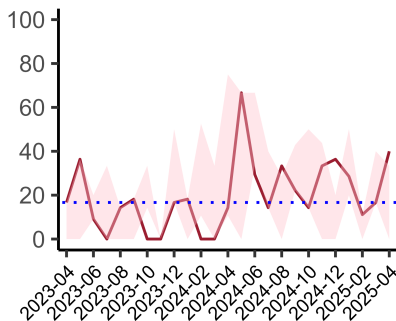
Expected number of cases 52
Total cases entered 50
Cases locked 38
Cases unlocked 12



Proportion of patients who had a CT scan that was reported by a senior radiologist (ST3+) and communicated with the team in the correct time scale before surgery
01 February 2025 - 30 April 2025

CT reported by a senior radiologist (ST3+) and communicated with the team in the correct time scale before surgery.

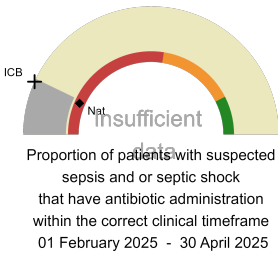
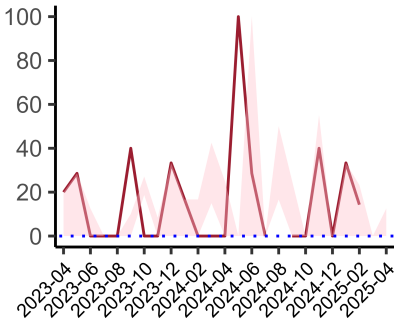
National mean 13%
ICB mean 30%
Number of patients included 38
Data completeness 98%



Proportion of patients with suspected sepsis or infection that have antibiotic administration within the correct clinical timeframe
01 February 2025 - 30 April 2025

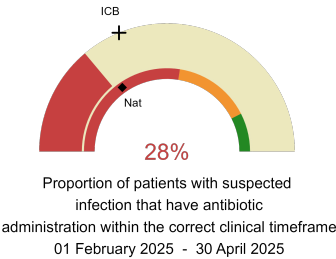
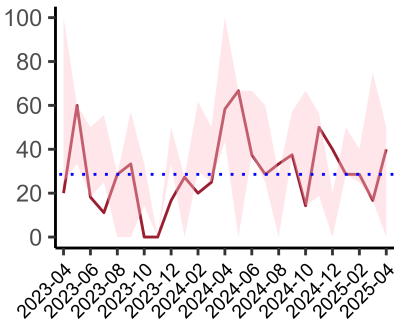
Combined Infection management standard - antibiotic administration within the correct clinical timeframe

National mean 21%
ICB mean 24%
Number of patients included 20
Data completeness 91%



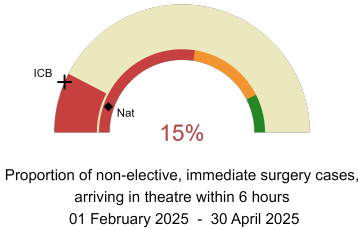
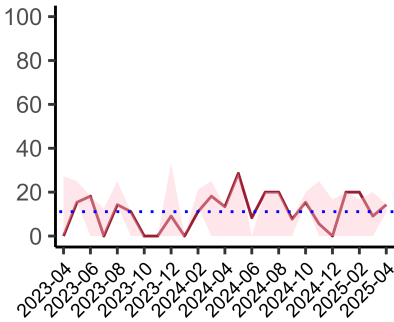
Sepsis/septic shock - antibiotic administration within the correct clinical timeframe

National mean 13%
ICB mean 14%
Number of patients included 7
Data completeness 78%



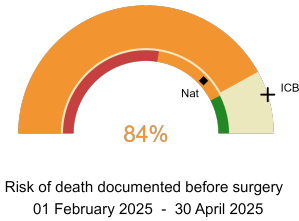
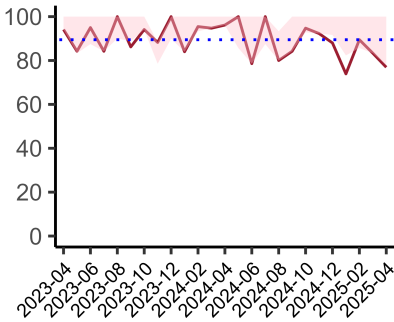
Infection - antibiotic administration within the correct clinical timeframe

National mean 31%
ICB mean 38%
Number of patients included 18
Data completeness 90%



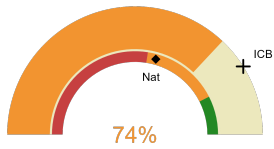
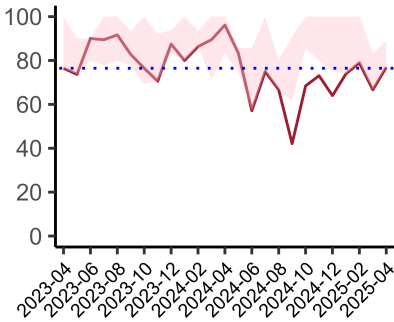
Non-elective, immediate surgery cases, arriving in theatre within 6 hours.

National mean 11%
ICB mean 13%
Number of patients included 33
Data completeness 100%



Risk documented before surgery

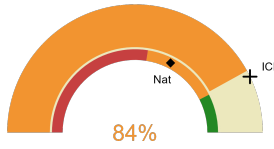
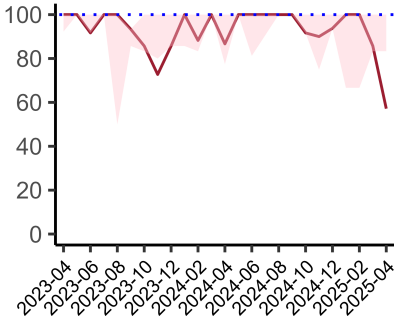
National mean 76%
ICB mean 90%
Number of patients included 50
Data completeness 100%



Risk of death documented after surgery
01 February 2025 - 30 April 2025

Risk documented after surgery

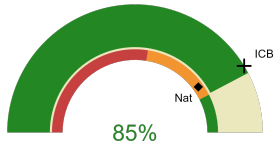
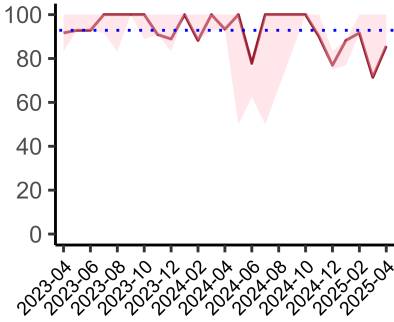
National mean 59%
ICB mean 82%
Number of patients included 50
Data completeness 100%



Admitted to critical care following surgery when the risk of death \geq 5% (Excludes patients who died in theatre or with a decision to palliate)
01 February 2025 - 30 April 2025

Admitted to Critical Care (risk of death \geq 5%)

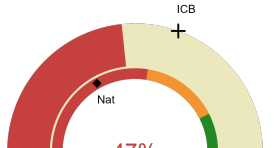
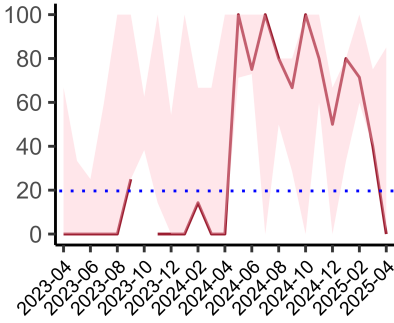
National mean 65%
ICB mean 86%
Number of patients included 25
Data completeness 100%



Consultant surgeon and anaesthetist present in theatre when risk of death \geq 5%
01 February 2025 - 30 April 2025

Consultant Anaesthetist & Consultant Surgeon in theatre (risk of death \geq 5%)

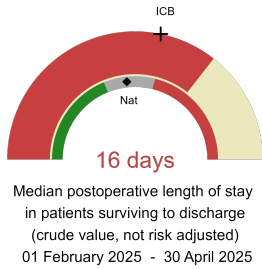
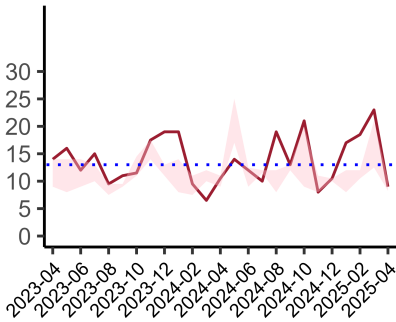
National mean 80%
ICB mean 83%
Number of patients included 26
Data completeness 76%



Perioperative assessment by a care of the older person specialist
01 February 2025 - 30 April 2025

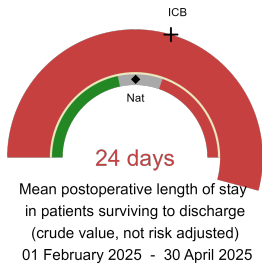
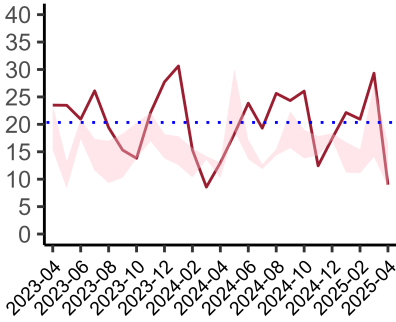
Perioperative Assessment by a member of the geriatrician-led multidisciplinary team for patient aged 65 or over and frail (CFS \geq 5) or 80+

National mean 34%
ICB mean 61%
Number of patients included 15
Data completeness 88%



Median postoperative length of stay

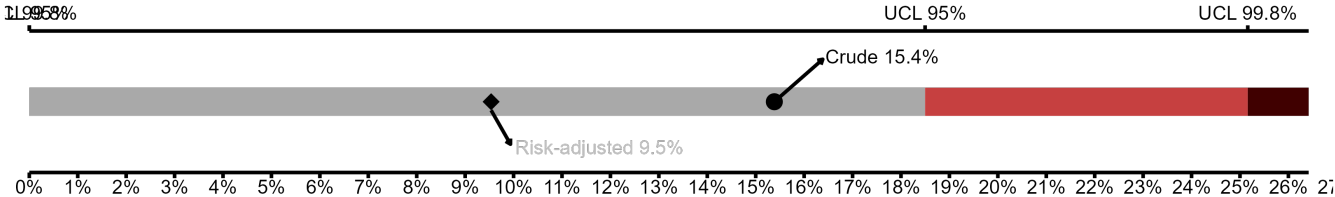
National median 10 days
ICB median 13 days
Number of patients included 32
Data completeness 100%



Mean postoperative length of stay

National mean 14 days
ICB mean 17 days
Number of patients included 32
Data completeness 100%

Risk-Adjusted Mortality



Number of patients included 39 | 30-day risk-adjusted mortality rate 9.5% | National 30-day mortality rate 7.8%

Integrated Care Board

Royal Blackburn Hospital is part of the NHS Lancashire And South Cumbria Integrated Care Board ICB. This comprises Blackpool Victoria Hospital, Royal Lancaster Infirmary, Furness General Hospital, Royal Preston Hospital, Royal Blackburn Hospital.